

# 2023 GARFIELD COUNTY ASSESSOR'S OFFICE REPORT TO THE EXCISE BOARD

07/28/2023

City/Village								
DISTRICT	DESCRIPTION	PERSONAL PROPERTY	REAL PROPERTY	PUBLIC SERVICE	TOTAL VALUATION	HOMESTEAD EXEMPTIONS	OTHER EXEMPTIONS	NET VALUATION
T001	ENID CITY	79,322,536	354,477,783	20,376,028	454,176,347	8,707,108	5,471,123	439,998,116
T002	NORTH ENID	237,877	7,221,319	253,733	7,712,929	229,000	186,554	7,297,375
T003	BRECKENRIDGE	817,946	1,004,435	130,459	1,952,840	60,500	0	1,892,340
T004	CARRIER	239,434	462,118	243,097	944,649	22,000	18,045	904,604
T005	DOUGLAS	110,037	208,007	69,592	387,636	5,488	0	382,148
T006	HILLSDALE	42,999	411,512	42,514	497,025	28,000	0	469,025
T007	LAHOMA	529,801	2,474,512	137,526	3,141,839	115,333	54,615	2,971,891
T008	ALFALFA	94,339	100,859	15,120	210,318	3,000	0	207,318
T009	COVINGTON	137,102	1,506,314	371,474	2,014,890	124,438	26,556	1,863,896
T010	DRUMMOND	155,712	1,546,288	256,437	1,958,437	78,849	14,563	1,865,025
T011	WAUKOMIS	520,053	6,519,506	816,794	7,856,353	302,420	167,569	7,386,364
T012	MAJOR	2,249,459	5,184,506	2,186,844	9,620,809	148,500	92,412	9,379,897
T013	NOBLE	2,407,559	948,024	85,585	3,441,168	5,000	0	3,436,168
T014	GRANT	19,945,406	2,442,509	2,261,040	24,648,955	38,000	0	24,610,955
T015	HUNTER	475,069	637,353	69,292	1,181,714	41,000	6,856	1,133,858
T016	KINGFISHER	4,037,012	820,291	825,644	5,682,947	17,500	0	5,665,447
T017	KERMLIN	185,754	1,099,247	150,174	1,435,175	51,500	13,713	1,369,962
T018	LOGAN	198,014	97,583	55,028	350,625	2,000	0	348,625
T019	FAIRMONT	102,089	475,889	169,209	747,187	39,836	5,423	701,928
T020	GARBER	985,262	2,534,164	496,644	4,016,070	145,675	7,658	3,862,737
<b>CITY/VILLAGE TOTAL VALUATION</b>		<b>112,793,460</b>	<b>390,172,219</b>	<b>29,012,234</b>	<b>531,977,913</b>	<b>10,165,147</b>	<b>6,065,087</b>	<b>515,747,679</b>

County								
DISTRICT	DESCRIPTION	PERSONAL PROPERTY	REAL PROPERTY	PUBLIC SERVICE	TOTAL VALUATION	HOMESTEAD EXEMPTIONS	OTHER EXEMPTIONS	NET VALUATION
C001	GARFIELD COUNTY	237,353,945	459,588,326	75,154,255	772,096,526	11,582,583	7,118,414	753,395,529
<b>COUNTY TOTAL VALUATION</b>		<b>237,353,945</b>	<b>459,588,326</b>	<b>75,154,255</b>	<b>772,096,526</b>	<b>11,582,583</b>	<b>7,118,414</b>	<b>753,395,529</b>

Fire-District								
DISTRICT	DESCRIPTION	PERSONAL PROPERTY	REAL PROPERTY	PUBLIC SERVICE	TOTAL VALUATION	HOMESTEAD EXEMPTIONS	OTHER EXEMPTIONS	NET VALUATION

## 2023 GARFIELD COUNTY ASSESSOR'S OFFICE REPORT TO THE EXCISE BOARD

07/28/2023

E001	GARFIELD EMS	55,998,121	19,221,870	16,408,129	91,628,120	665,896	190,246	90,771,978
<b>FIRE-DISTRICT TOTAL VALUATION</b>		<b>55,998,121</b>	<b>19,221,870</b>	<b>16,408,129</b>	<b>91,628,120</b>	<b>665,896</b>	<b>190,246</b>	<b>90,771,978</b>

School								
DISTRICT	DESCRIPTION	PERSONAL PROPERTY	REAL PROPERTY	PUBLIC SERVICE	TOTAL VALUATION	HOMESTEAD EXEMPTIONS	OTHER EXEMPTIONS	NET VALUATION
I-18Kre	KREMLIN-HILLSDALE	18,288,781	11,635,806	4,838,120	34,762,707	312,000	141,137	34,309,570
I-1Wauk	WAUKOMIS	7,067,618	13,882,317	2,846,206	23,796,141	490,609	201,517	23,104,015
I-42Chi	CHISHOLM	14,906,285	65,151,793	8,067,311	88,125,389	1,254,205	1,593,857	85,277,327
I-47.5G	GARBER	31,993,523	11,977,431	7,414,852	51,385,806	423,970	127,471	50,834,365
I-56Pio	PIONEER-PLEASANT VALE	65,488,859	27,927,810	12,041,083	105,457,752	446,333	142,901	104,868,518
I-57Eni	ENID	40,369,841	299,446,459	17,533,850	357,350,150	7,737,403	4,563,839	345,048,908
I-85Dru	DRUMMOND	5,297,781	9,616,634	7,783,477	22,697,892	305,804	131,034	22,261,054
I-94Cov	COVINGTON-DOUGLAS	24,004,598	7,244,439	8,993,277	40,242,314	241,926	62,775	39,937,613
JI-16He	HENNESSEY	4,037,012	820,291	825,644	5,682,947	17,500	0	5,665,447
JI-2Bil	BILLINGS	2,407,559	948,024	85,585	3,441,168	5,000	0	3,436,168
JI-3Mul	MULHALL-ORLANDO	198,014	97,583	55,028	350,625	2,000	0	348,625
JI-90Po	POND CREEK-HUNTER	20,420,475	3,079,862	2,330,332	25,830,669	79,000	6,856	25,744,813
JI-92Ci	CIMARRON	2,779,260	7,659,018	2,324,370	12,762,648	263,833	147,027	12,351,788
JI-93Ti	TIMBERLAKE	94,339	100,859	15,120	210,318	3,000	0	207,318
<b>SCHOOL TOTAL VALUATION</b>		<b>237,353,945</b>	<b>459,588,326</b>	<b>75,154,255</b>	<b>772,096,526</b>	<b>11,582,583</b>	<b>7,118,414</b>	<b>753,395,529</b>

TIF-District								
DISTRICT	DESCRIPTION	PERSONAL PROPERTY	REAL PROPERTY	PUBLIC SERVICE	TOTAL VALUATION	HOMESTEAD EXEMPTIONS	OTHER EXEMPTIONS	NET VALUATION
TF01	ROOSEVELT APTS	6,615	325,764	0	332,379	0	0	332,379
TF03	KOCH	184,738,170	12,466,904	0	197,205,074	0	0	197,205,074
TF04	TP&L	7,730,812	745,825	0	8,476,637	2,000	0	8,474,637
TF05	ADM	3,648,136	27,346	0	3,675,482	0	0	3,675,482
TF09	TAKKION	0	0	0	0	0	0	0
<b>TIF-DISTRICT TOTAL VALUATION</b>		<b>196,123,733</b>	<b>13,565,839</b>	<b>0</b>	<b>209,689,572</b>	<b>2,000</b>	<b>0</b>	<b>209,687,572</b>

**2023 GARFIELD COUNTY ASSESSOR'S OFFICE REPORT TO THE EXCISE BOARD**

07/28/2023

Vo-Tech								
DISTRICT	DESCRIPTION	PERSONAL PROPERTY	REAL PROPERTY	PUBLIC SERVICE	TOTAL VALUATION	HOMESTEAD EXEMPTIONS	OTHER EXEMPTIONS	NET VALUATION
V-15	Autry Technology Center	237,353,945	459,588,326	75,154,255	772,096,526	11,582,583	7,118,414	753,395,529
<b>VO-TECH TOTAL VALUATION</b>		<b>237,353,945</b>	<b>459,588,326</b>	<b>75,154,255</b>	<b>772,096,526</b>	<b>11,582,583</b>	<b>7,118,414</b>	<b>753,395,529</b>

I, Darla Dickson, Assessor of GARFIELD County Oklahoma, do hereby certify that the foregoing is a true and correct statement of valuations for Real Estate, Personal Property, Public Service and Homestead Exemptions as certified by the State Board of Equalization and shown by the records in the County Assessor's office. Subscribed by my name and affixed the seal of the County Assessors office on this day of 07/28/2023.

State of Oklahoma )  
 ) SS  
 GARFIELD County )

*Darla Dickson*


8-2-23  
Date

Darla Dickson  
County Assessor  
GARFIELD County

Seal

I, , County Clerk of GARFIELD County Oklahoma, do hereby certify that the above is a true, correct and complete list of the valuations of GARFIELD County Oklahoma as certified by the GARFIELD County Assessor's office.

*Jeanne Lezore*



County Clerk  
GARFIELD County

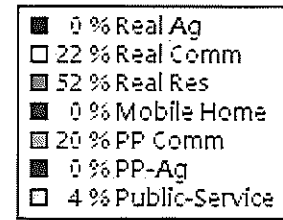
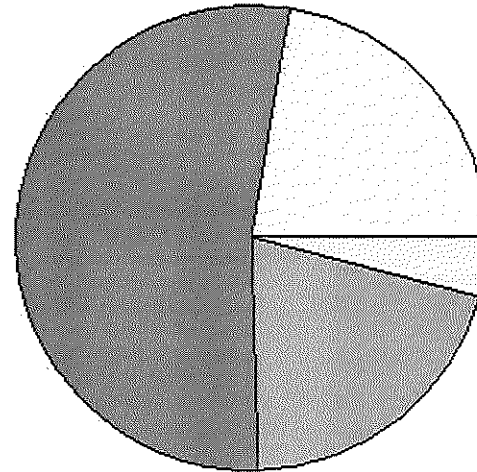
Seal

Excise Board:

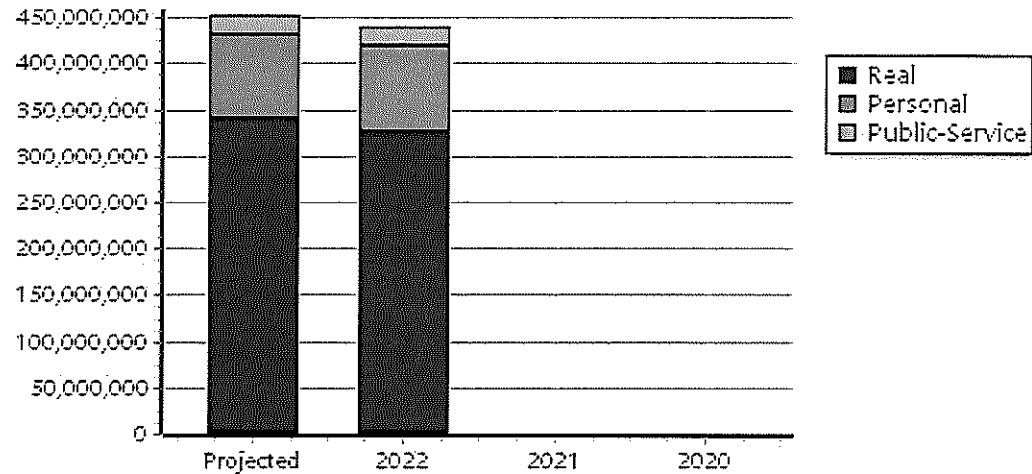
*Wendell*      *Ed Hall*      *David Overford*

Aug 2, 2023  
Date

Real	Count	Value
Agricultural	418	3,670,778
Commercial	2,102	105,460,226
Residential	19,877	246,445,714
<b>Total Real Value</b>	<b>22,397</b>	<b>355,576,718</b>
Homestead	8,411	8,709,108
Veteran	259	5,471,123
Other	0	0
<b>Total Exempt</b>	<b>9,085</b>	<b>14,180,231</b>
<b>TIF Increment Value</b>		<b>1,096,935</b>
<b>Net Assessed</b>		<b>340,299,552</b>
<b>Net Assessed Under Protest</b>		
Senior Freeze	1,492	7,709,542
Capped Parcels	12,717	130,698,922



Personal	Count	Value
Agricultural	48	230,689
Commercial	1,691	99,522,230
Mobile Home	228	726,586
<b>Total Personal</b>	<b>1,967</b>	<b>100,479,505</b>
<b>Total Exempt</b>	<b>26</b>	<b>9,771,406</b>
<b>TIF Increment Value</b>		<b>11,385,563</b>
<b>Net Assessed</b>		<b>79,322,536</b>
<b>Net Assessed Under Protest</b>		
<b>Public Service</b>	<b>Count</b>	<b>Value</b>
<b>Total PS Value</b>	<b>75</b>	<b>20,376,028</b>
<b>TIF Increment Value</b>		<b>0</b>
<b>Net Assessed</b>		<b>20,376,028</b>



District Totals	
Total Gross Value	476,432,251
Homestead Loss	8,709,108
Other Exemption Loss	15,242,529
<b>TIF Increment Value</b>	<b>12,482,498</b>
<b>Retained TIF Value</b>	
<b>Net Assessed Value</b>	<b>439,998,116</b>

TIF Project Summary						
Code	Description	Expires	Base Value	Increment Value	Retained Inc	Total Value
4	ROOSEVELT APARTMENTS TIF2024		0	332,379		332,379
8	TRANSPORT PARTNERS TIF	2026	47,800	8,474,637		8,522,437
9	ADM TIF	2045	2,440,308	3,675,482		6,115,790
10	TAKKION TIFF	2036	389,187	0		389,187
<b>Total TIF Valuation :</b>			<b>2,877,295</b>	<b>12,482,498</b>	<b>0</b>	<b>15,359,793</b>

Net Assessed Under Protest

\* Public Service Protests Values are not included on this report.

Real	Count	Value
Agricultural	40	537,237
Commercial	35	483,024
Residential	424	6,201,058
<b>Total Real Value</b>	<b>499</b>	<b>7,221,319</b>
Homestead	226	229,000
Veteran	7	186,554
Other	0	0
<b>Total Exempt</b>	<b>238</b>	<b>415,554</b>

**TIF Increment Value**

**Net Assessed 6,805,765**

**Net Assessed Under Protest**

Senior Freeze	39	231,164
Capped Parcels	239	2,406,701

Personal	Count	Value
Agricultural	7	9,982
Commercial	35	227,895
Mobile Home	0	0
<b>Total Personal</b>	<b>42</b>	<b>237,877</b>
<b>Total Exempt</b>	<b>0</b>	<b>0</b>

**TIF Increment Value**

**Net Assessed 237,877**

**Net Assessed Under Protest**

Public Service	Count	Value
<b>Total PS Value</b>	<b>7</b>	<b>253,733</b>

**TIF Increment Value**

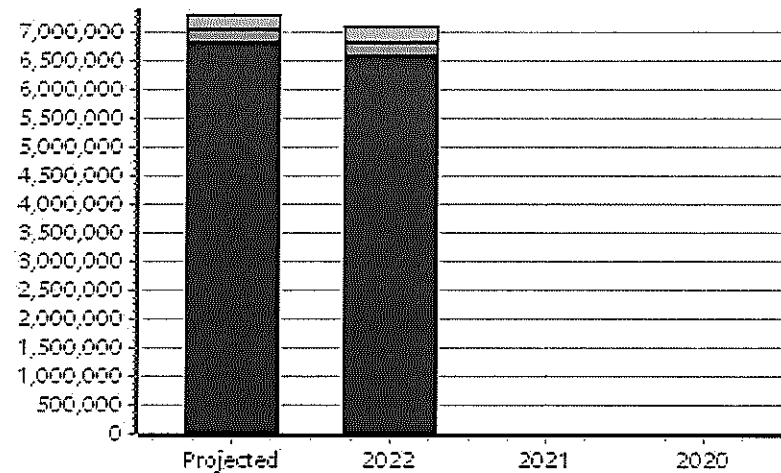
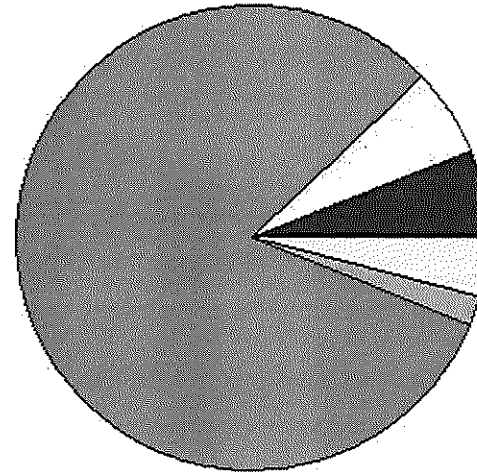
**Net Assessed 253,733**

**District Totals**

Total Gross Value	7,712,929
Homestead Loss	229,000
Other Exemption Loss	186,554
<b>TIF Increment Value</b>	
<b>Retained TIF Value</b>	
<b>Net Assessed Value</b>	<b>7,297,375</b>

**Net Assessed Under Protest**

\* Public Service Protests Values are not included on this report.



Real	Count	Value
Agricultural	35	265,729
Commercial	6	26,070
Residential	106	712,636
<b>Total Real Value</b>	<b>147</b>	<b>1,004,435</b>
Homestead	57	60,500
Veteran	0	0
Other	0	0
<b>Total Exempt</b>	<b>61</b>	<b>60,500</b>

**TIF Increment Value**

**Net Assessed 943,935**

**Net Assessed Under Protest**

Senior Freeze	10	33,772
Capped Parcels	73	248,115

Personal	Count	Value
Agricultural	4	66,599
Commercial	6	745,998
Mobile Home	1	5,349
<b>Total Personal</b>	<b>11</b>	<b>817,946</b>
<b>Total Exempt</b>	<b>0</b>	<b>0</b>

**TIF Increment Value**

**Net Assessed 817,946**

**Net Assessed Under Protest**

Public Service	Count	Value
<b>Total PS Value</b>	<b>6</b>	<b>130,459</b>

**TIF Increment Value**

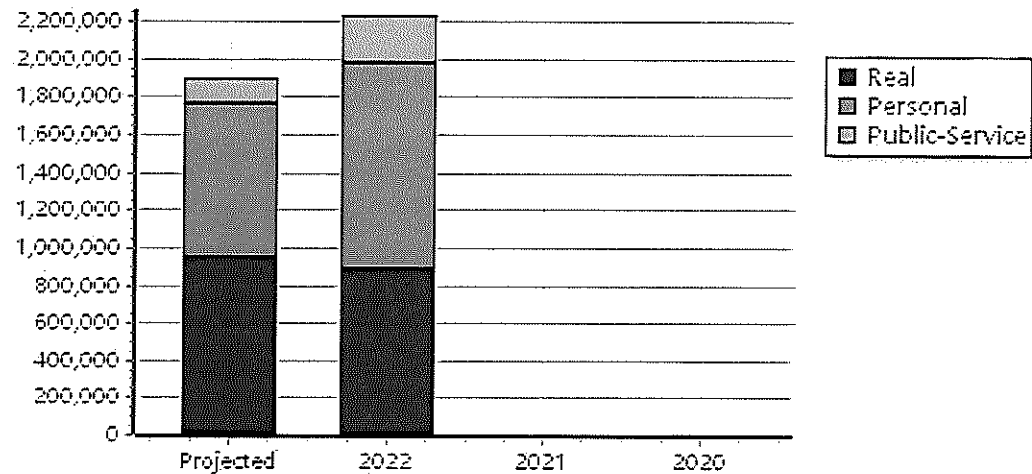
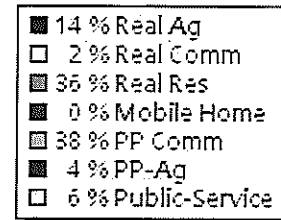
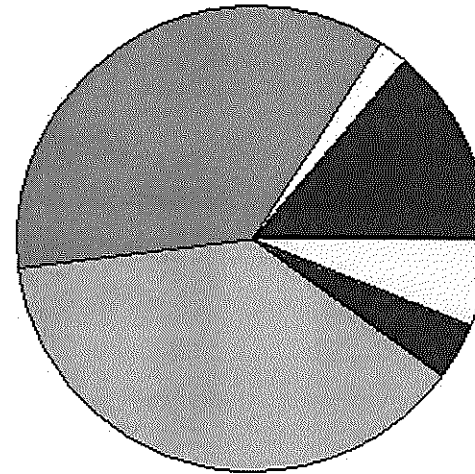
**Net Assessed 130,459**

**District Totals**

Total Gross Value	1,952,840
Homestead Loss	60,500
Other Exemption Loss	0
<b>TIF Increment Value</b>	
<b>Retained TIF Value</b>	
<b>Net Assessed Value</b>	<b>1,892,340</b>

**Net Assessed Under Protest**

\* Public Service Protests Values are not included on this report.



Real	Count	Value
Agricultural	11	62,163
Commercial	16	61,389
Residential	73	338,566
<b>Total Real Value</b>	<b>100</b>	<b>462,118</b>
Homestead	22	22,000
Veteran	1	18,045
Other	0	0
<b>Total Exempt</b>	<b>23</b>	<b>40,045</b>

**TIF Increment Value**

**Net Assessed 422,073**

**Net Assessed Under Protest**

Senior Freeze	2	8,487
Capped Parcels	57	202,896

Personal	Count	Value
Agricultural	1	4,754
Commercial	6	234,680
Mobile Home	0	0
<b>Total Personal</b>	<b>7</b>	<b>239,434</b>
<b>Total Exempt</b>	<b>0</b>	<b>0</b>

**TIF Increment Value**

**Net Assessed 239,434**

**Net Assessed Under Protest**

Public Service	Count	Value
<b>Total PS Value</b>	<b>4</b>	<b>243,097</b>

**TIF Increment Value**

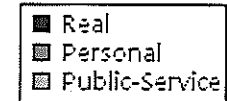
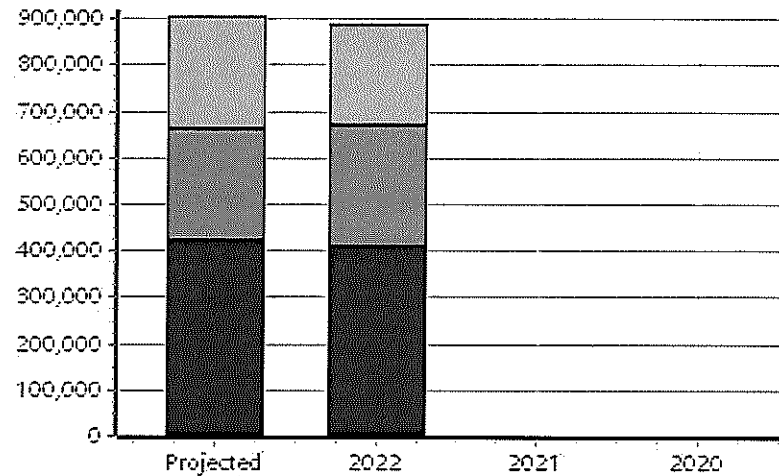
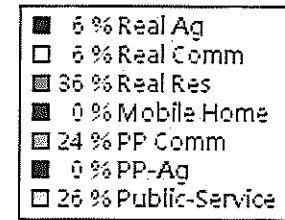
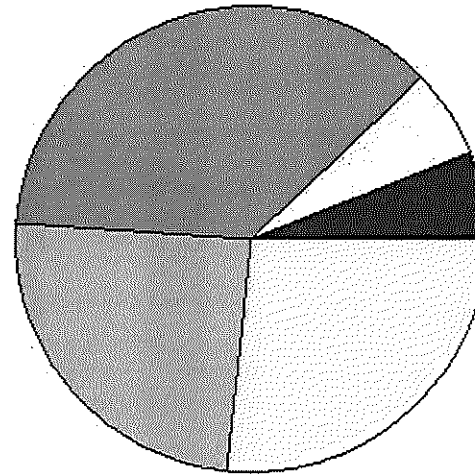
**Net Assessed 243,097**

**District Totals**

Total Gross Value	944,649
Homestead Loss	22,000
Other Exemption Loss	18,045
<b>TIF Increment Value</b>	
<b>Retained TIF Value</b>	
<b>Net Assessed Value</b>	<b>904,604</b>

**Net Assessed Under Protest**

\* Public Service Protests Values are not included on this report.



Real	Count	Value
Agricultural	3	171
Commercial	12	85,871
Residential	95	121,965
<b>Total Real Value</b>	<b>110</b>	<b>208,007</b>
Homestead	6	5,488
Veteran	0	0
Other	0	0
<b>Total Exempt</b>	<b>6</b>	<b>5,488</b>

**TIF Increment Value**

**Net Assessed 202,519**

**Net Assessed Under Protest**

Senior Freeze	0	0
Capped Parcels	62	125,133

Personal	Count	Value
Agricultural	0	0
Commercial	4	101,443
Mobile Home	1	8,594
<b>Total Personal</b>	<b>5</b>	<b>110,037</b>
<b>Total Exempt</b>	<b>0</b>	<b>0</b>

**TIF Increment Value**

**Net Assessed 110,037**

**Net Assessed Under Protest**

Public Service	Count	Value
<b>Total PS Value</b>	<b>4</b>	<b>69,592</b>

**TIF Increment Value**

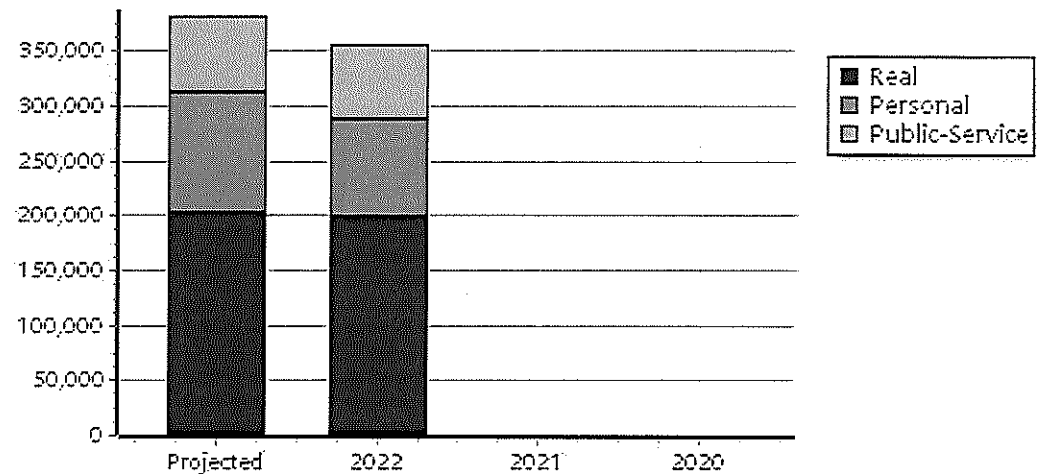
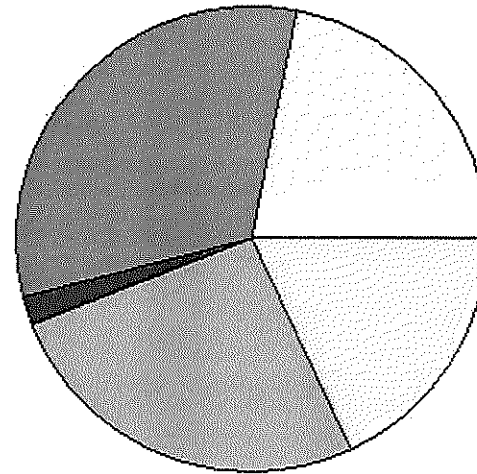
**Net Assessed 69,592**

**District Totals**

Total Gross Value	387,636
Homestead Loss	5,488
Other Exemption Loss	0
<b>TIF Increment Value</b>	
<b>Retained TIF Value</b>	
<b>Net Assessed Value</b>	<b>382,148</b>

**Net Assessed Under Protest**

\* Public Service Protests Values are not included on this report.





Real	Count	Value
Agricultural	2	1,281
Commercial	10	58,102
Residential	144	352,129
<b>Total Real Value</b>	<b>156</b>	<b>411,512</b>
Homestead	28	28,000
Veteran	0	0
Other	0	0
<b>Total Exempt</b>	<b>28</b>	<b>28,000</b>

**TIF Increment Value**

**Net Assessed 383,512**

**Net Assessed Under Protest**

Senior Freeze	3	16,748
Capped Parcels	130	327,019

Personal	Count	Value
Agricultural	0	0
Commercial	7	31,468
Mobile Home	2	11,531
<b>Total Personal</b>	<b>9</b>	<b>42,999</b>
<b>Total Exempt</b>	<b>0</b>	<b>0</b>

**TIF Increment Value**

**Net Assessed 42,999**

**Net Assessed Under Protest**

Public Service	Count	Value
<b>Total PS Value</b>	<b>3</b>	<b>42,514</b>

**TIF Increment Value**

**Net Assessed 42,514**

**District Totals**

Total Gross Value	497,025
Homestead Loss	28,000
Other Exemption Loss	0

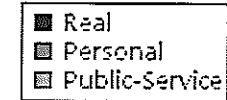
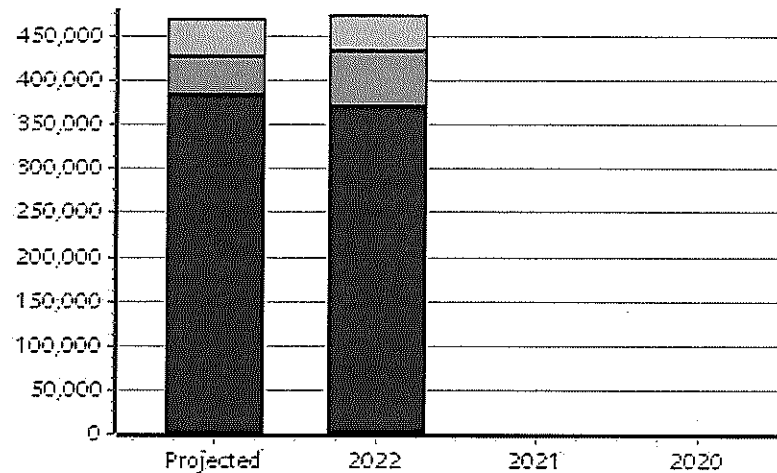
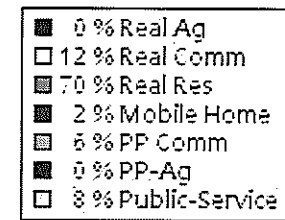
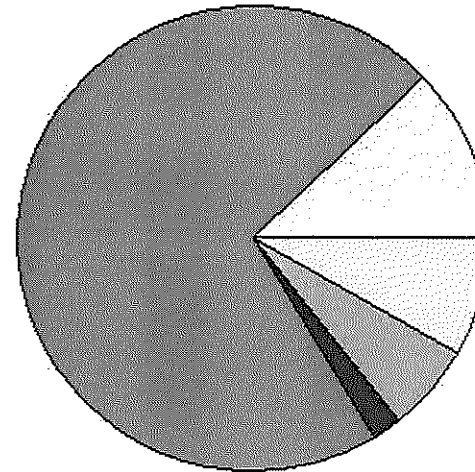
**TIF Increment Value**

**Retained TIF Value**

**Net Assessed Value 469,025**

**Net Assessed Under Protest**

\* Public Service Protests Values are not included on this report.



Real	Count	Value
Agricultural	0	0
Commercial	22	255,247
Residential	259	2,219,265
<b>Total Real Value</b>	<b>281</b>	<b>2,474,512</b>
Homestead	109	115,333
Veteran	5	54,615
Other	0	0
<b>Total Exempt</b>	<b>122</b>	<b>169,948</b>

**TIF Increment Value**

**Net Assessed 2,304,564**

**Net Assessed Under Protest**

Senior Freeze	21	89,638
Capped Parcels	144	982,085

Personal	Count	Value
Agricultural	0	0
Commercial	27	525,828
Mobile Home	3	3,973
<b>Total Personal</b>	<b>30</b>	<b>529,801</b>
<b>Total Exempt</b>	<b>0</b>	<b>0</b>

**TIF Increment Value**

**Net Assessed 529,801**

**Net Assessed Under Protest**

Public Service	Count	Value
<b>Total PS Value</b>	<b>8</b>	<b>137,526</b>

**TIF Increment Value**

**Net Assessed 137,526**

**District Totals**

Total Gross Value	3,141,839
Homestead Loss	115,333
Other Exemption Loss	54,615

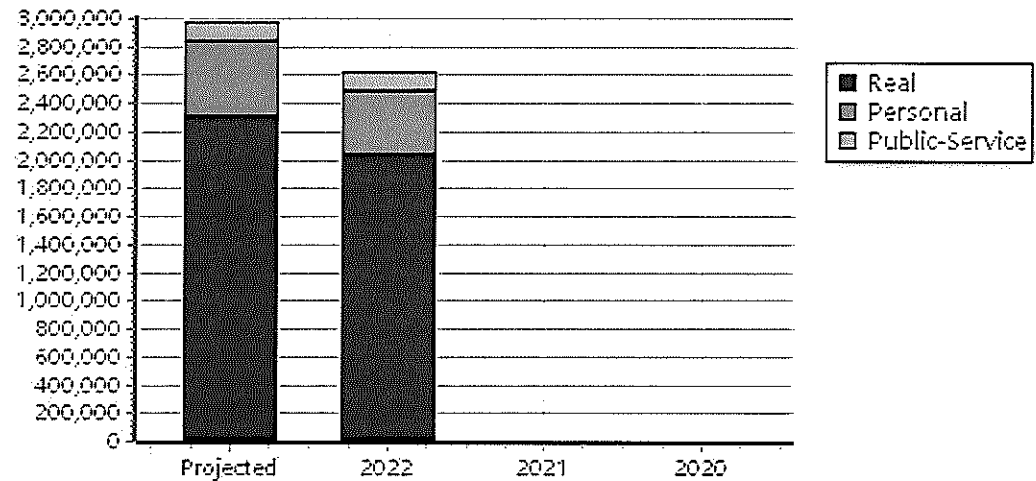
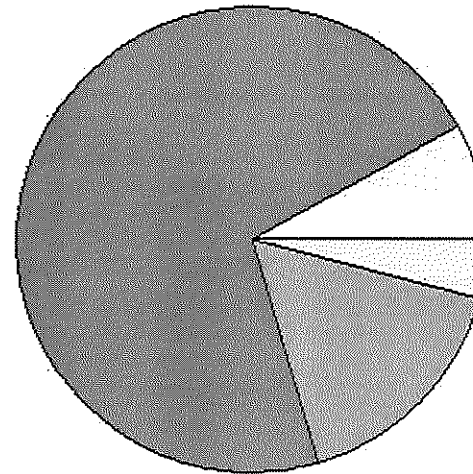
**TIF Increment Value**

**Retained TIF Value**

**Net Assessed Value 2,971,891**

**Net Assessed Under Protest**

\* Public Service Protests Values are not included on this report.



Real	Count	Value
Agricultural	12	89,024
Commercial	0	0
Residential	3	11,835
<b>Total Real Value</b>	<b>15</b>	<b>100,859</b>
Homestead	3	3,000
Veteran	0	0
Other	0	0
<b>Total Exempt</b>	<b>3</b>	<b>3,000</b>

**TIF Increment Value**

**Net Assessed 97,859**

**Net Assessed Under Protest**

Senior Freeze	0	0
Capped Parcels	7	22,461

Personal	Count	Value
Agricultural	3	6,464
Commercial	5	87,875
Mobile Home	0	0
<b>Total Personal</b>	<b>8</b>	<b>94,339</b>
<b>Total Exempt</b>	<b>0</b>	<b>0</b>

**TIF Increment Value**

**Net Assessed 94,339**

**Net Assessed Under Protest**

Public Service	Count	Value
<b>Total PS Value</b>	<b>4</b>	<b>15,120</b>

**TIF Increment Value**

**Net Assessed 15,120**

**District Totals**

Total Gross Value	210,318
Homestead Loss	3,000
Other Exemption Loss	0

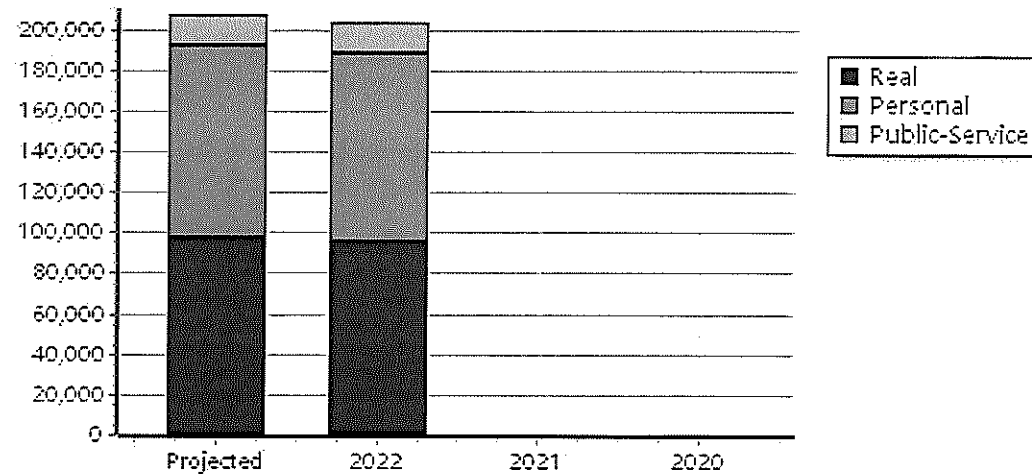
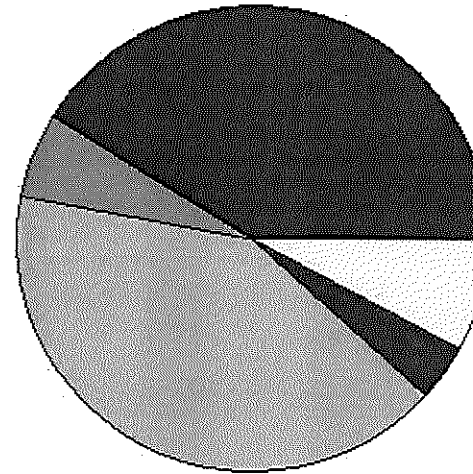
**TIF Increment Value**

**Retained TIF Value**

**Net Assessed Value 207,318**

**Net Assessed Under Protest**

\* Public Service Protests Values are not included on this report.



Real	Count	Value
Agricultural	1	254
Commercial	38	165,387
Residential	317	1,340,673
<b>Total Real Value</b>	<b>356</b>	<b>1,506,314</b>
Homestead	114	124,438
Veteran	2	26,556
Other	0	0
<b>Total Exempt</b>	<b>128</b>	<b>150,994</b>

**TIF Increment Value**

**Net Assessed** 1,355,320

**Net Assessed Under Protest**

Senior Freeze	19	48,540
Capped Parcels	197	1,070,555

Personal	Count	Value
Agricultural	2	1,952
Commercial	18	110,223
Mobile Home	5	24,927
<b>Total Personal</b>	<b>25</b>	<b>137,102</b>
<b>Total Exempt</b>	<b>0</b>	<b>0</b>

**TIF Increment Value**

**Net Assessed** 137,102

**Net Assessed Under Protest**

Public Service	Count	Value
<b>Total PS Value</b>	<b>9</b>	<b>371,474</b>

**TIF Increment Value**

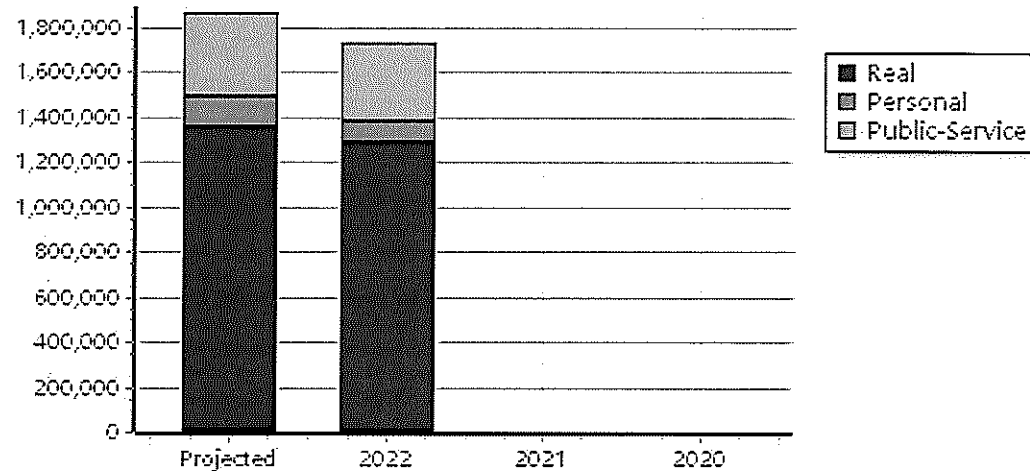
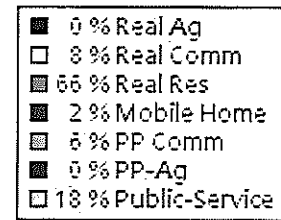
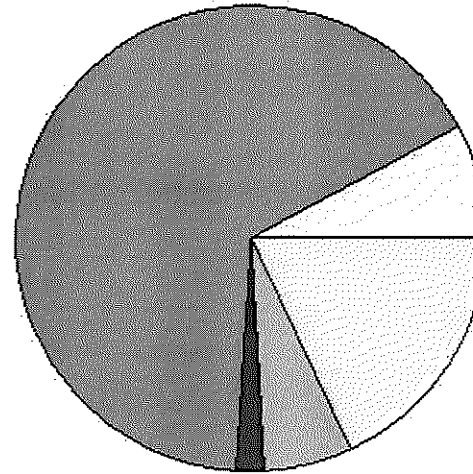
**Net Assessed** 371,474

**District Totals**

Total Gross Value	2,014,890
Homestead Loss	124,438
Other Exemption Loss	26,556
<b>TIF Increment Value</b>	
<b>Retained TIF Value</b>	
<b>Net Assessed Value</b>	<b>1,863,896</b>

**Net Assessed Under Protest**

\* Public Service Protests Values are not included on this report.



Real	Count	Value
Agricultural	7	14,588
Commercial	30	208,666
Residential	237	1,323,034
<b>Total Real Value</b>	<b>274</b>	<b>1,546,288</b>

Homestead	77	78,849
Veteran	1	14,563
Other	0	0
<b>Total Exempt</b>	<b>81</b>	<b>93,412</b>

**TIF Increment Value**

**Net Assessed** 1,452,876

**Net Assessed Under Protest**

Senior Freeze	10	44,623
Capped Parcels	130	1,023,266

Personal	Count	Value
Agricultural	3	14,912
Commercial	16	110,009
Mobile Home	12	30,791
<b>Total Personal</b>	<b>31</b>	<b>155,712</b>

**Total Exempt** 0 0

**TIF Increment Value**

**Net Assessed** 155,712

**Net Assessed Under Protest**

Public Service	Count	Value
<b>Total PS Value</b>	<b>8</b>	<b>256,437</b>

**TIF Increment Value**

**Net Assessed** 256,437

**District Totals**

Total Gross Value 1,958,437

Homestead Loss 78,849

Other Exemption Loss 14,563

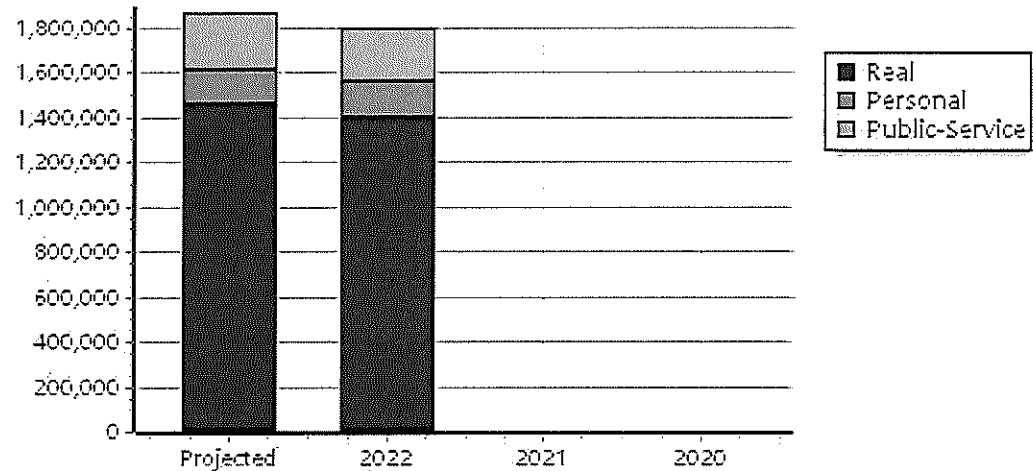
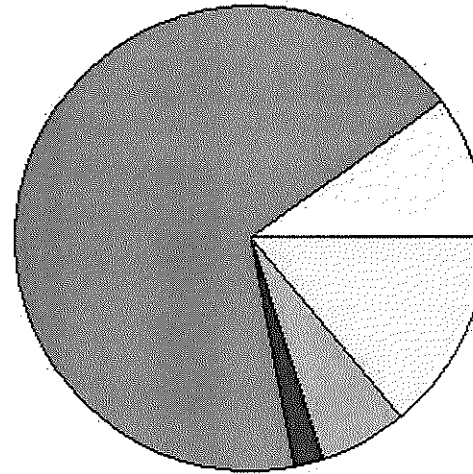
**TIF Increment Value**

**Retained TIF Value**

**Net Assessed Value** 1,865,025

**Net Assessed Under Protest**

\* Public Service Protests Values are not included on this report.



Real	Count	Value
Agricultural	28	154,050
Commercial	61	929,747
Residential	622	5,435,709
<b>Total Real Value</b>	<b>711</b>	<b>6,519,506</b>
Homestead	293	302,420
Veteran	11	167,569
Other	0	0
<b>Total Exempt</b>	<b>316</b>	<b>469,989</b>

**TIF Increment Value**

**Net Assessed** 6,049,517

**Net Assessed Under Protest**

Senior Freeze	47	191,301
Capped Parcels	339	2,379,720

Personal	Count	Value
Agricultural	5	4,780
Commercial	47	483,467
Mobile Home	13	35,788
<b>Total Personal</b>	<b>65</b>	<b>524,035</b>
<b>Total Exempt</b>	<b>2</b>	<b>3,982</b>

**TIF Increment Value**

**Net Assessed** 520,053

**Net Assessed Under Protest**

Public Service	Count	Value
<b>Total PS Value</b>	<b>12</b>	<b>816,794</b>

**TIF Increment Value**

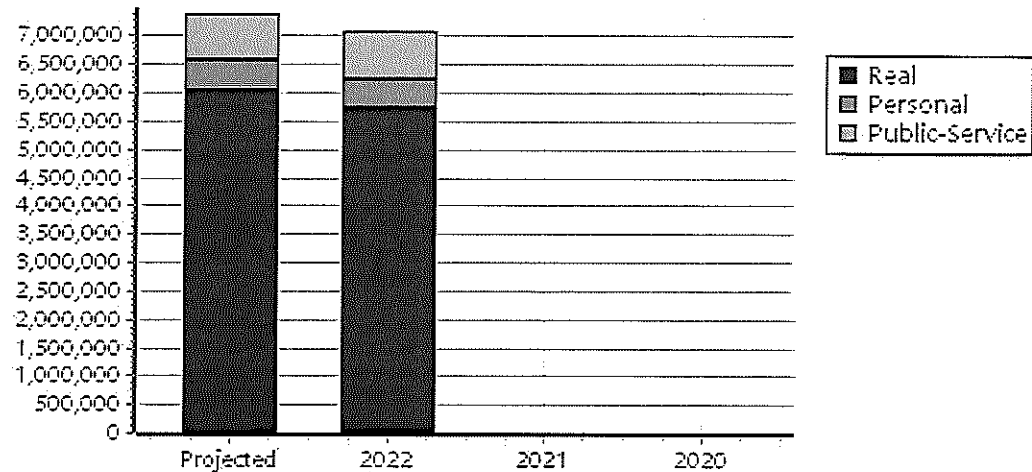
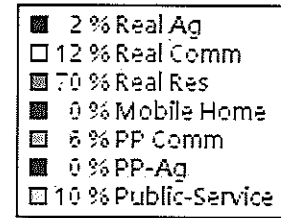
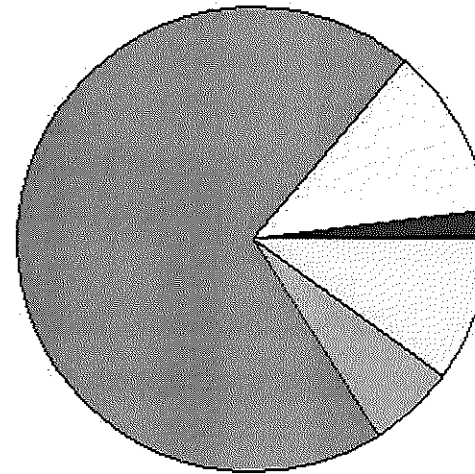
**Net Assessed** 816,794

**District Totals**

Total Gross Value	7,860,335
Homestead Loss	302,420
Other Exemption Loss	171,551
<b>TIF Increment Value</b>	
<b>Retained TIF Value</b>	
<b>Net Assessed Value</b>	<b>7,386,364</b>

**Net Assessed Under Protest**

\* Public Service Protests Values are not included on this report.



Real	Count	Value
Agricultural	266	2,173,022
Commercial	8	513,536
Residential	190	2,497,948
<b>Total Real Value</b>	<b>464</b>	<b>5,184,506</b>
Homestead	145	148,500
Veteran	4	92,412
Other	0	0
<b>Total Exempt</b>	<b>153</b>	<b>240,912</b>

**TIF Increment Value**

**Net Assessed 4,943,594**

**Net Assessed Under Protest**

Senior Freeze	22	106,634
Capped Parcels	122	655,101

Personal	Count	Value
Agricultural	30	327,373
Commercial	35	1,904,877
Mobile Home	5	19,209
<b>Total Personal</b>	<b>70</b>	<b>2,251,459</b>
<b>Total Exempt</b>	<b>1</b>	<b>2,000</b>

**TIF Increment Value**

**Net Assessed 2,249,459**

**Net Assessed Under Protest**

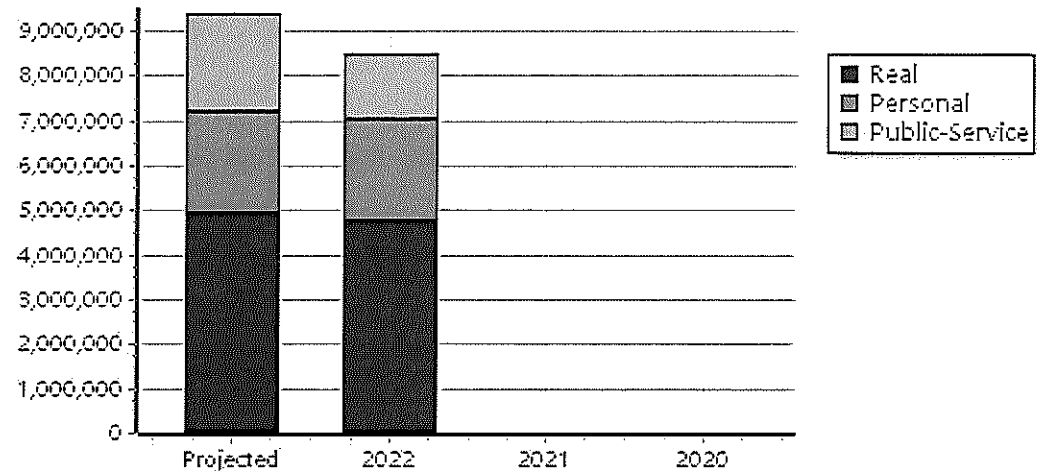
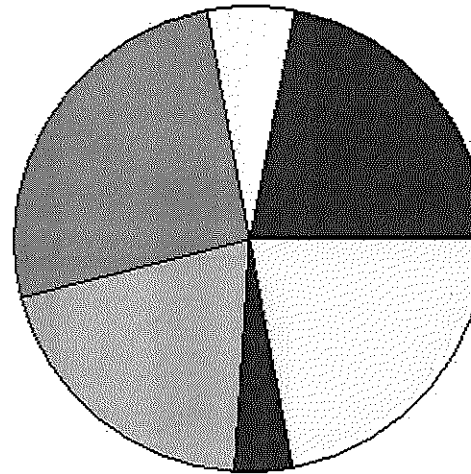
Public Service	Count	Value
<b>Total PS Value</b>	<b>16</b>	<b>2,186,844</b>
<b>TIF Increment Value</b>		
<b>Net Assessed</b>		<b>2,186,844</b>

**District Totals**

Total Gross Value	9,622,809
Homestead Loss	148,500
Other Exemption Loss	94,412
<b>TIF Increment Value</b>	
<b>Retained TIF Value</b>	
<b>Net Assessed Value</b>	<b>9,379,897</b>

**Net Assessed Under Protest**

\* Public Service Protests Values are not included on this report.



Real	Count	Value
Agricultural	156	742,150
Commercial	2	175,704
Residential	2	30,170
<b>Total Real Value</b>	<b>160</b>	<b>948,024</b>
Homestead	5	5,000
Veteran	0	0
Other	0	0
<b>Total Exempt</b>	<b>5</b>	<b>5,000</b>

**TIF Increment Value**

**Net Assessed 943,024**

**Net Assessed Under Protest**

Senior Freeze	0	0
Capped Parcels	28	64,581

Personal	Count	Value
Agricultural	6	75,624
Commercial	11	2,331,935
Mobile Home	0	0
<b>Total Personal</b>	<b>17</b>	<b>2,407,559</b>
<b>Total Exempt</b>	<b>0</b>	<b>0</b>

**TIF Increment Value**

**Net Assessed 2,407,559**

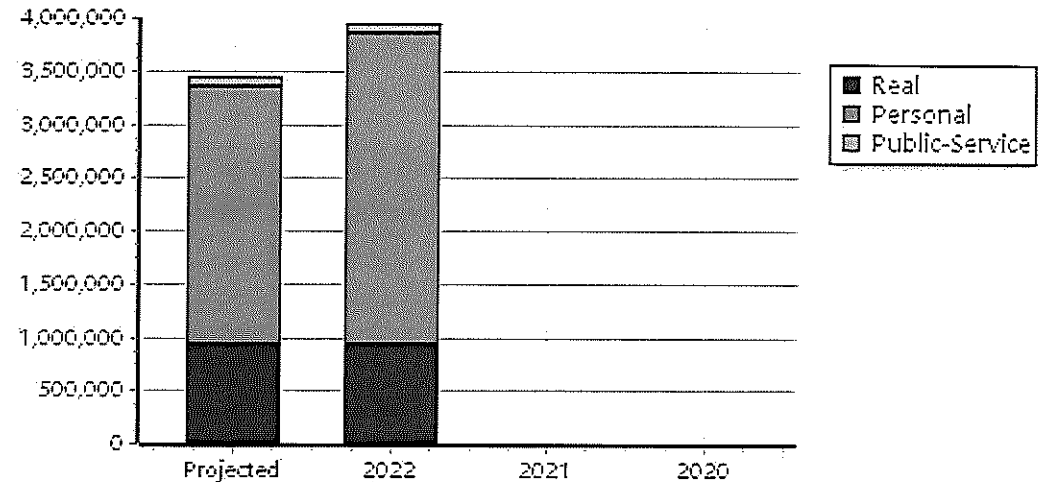
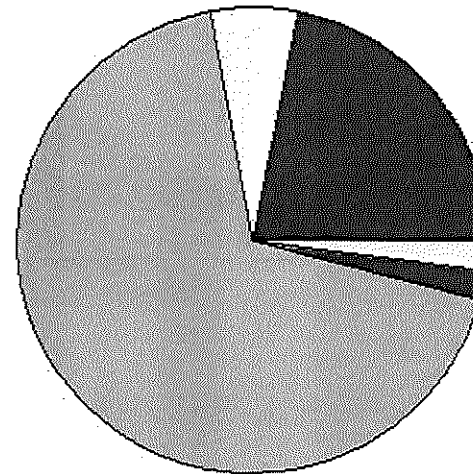
**Net Assessed Under Protest**

Public Service	Count	Value
<b>Total PS Value</b>	<b>6</b>	<b>85,585</b>
<b>TIF Increment Value</b>		
<b>Net Assessed</b>		<b>85,585</b>

**District Totals**

Total Gross Value	3,441,168
Homestead Loss	5,000
Other Exemption Loss	0
<b>TIF Increment Value</b>	
<b>Retained TIF Value</b>	
<b>Net Assessed Value</b>	<b>3,436,168</b>
<b>Net Assessed Under Protest</b>	

\* Public Service Protests Values are not included on this report.





Real	Count	Value
Agricultural	387	2,135,385
Commercial	6	20,318
Residential	23	286,806
<b>Total Real Value</b>	<b>416</b>	<b>2,442,509</b>
Homestead	39	38,000
Veteran	0	0
Other	0	0
<b>Total Exempt</b>	<b>39</b>	<b>38,000</b>

**TIF Increment Value**

**Net Assessed 2,404,509**

**Net Assessed Under Protest**

Senior Freeze	5	27,768
Capped Parcels	78	287,706

Personal	Count	Value
Agricultural	28	708,919
Commercial	13	19,203,066
Mobile Home	4	33,421
<b>Total Personal</b>	<b>45</b>	<b>19,945,406</b>
<b>Total Exempt</b>	<b>0</b>	<b>0</b>

**TIF Increment Value**

**Net Assessed 19,945,406**

**Net Assessed Under Protest**

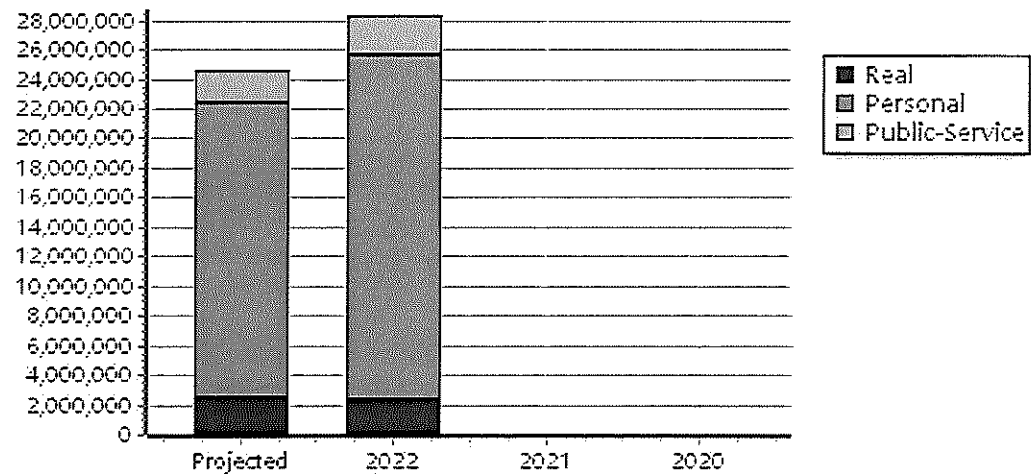
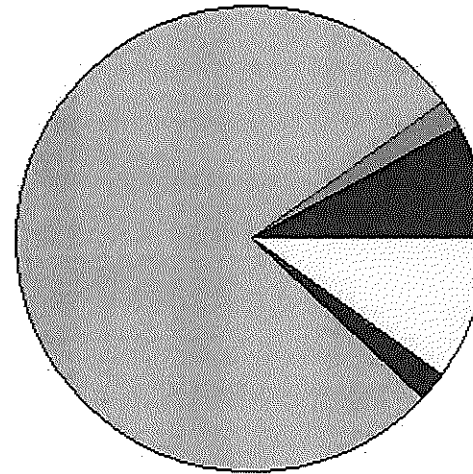
Public Service	Count	Value
<b>Total PS Value</b>	<b>15</b>	<b>2,261,040</b>
<b>TIF Increment Value</b>		
<b>Net Assessed</b>		<b>2,261,040</b>

**District Totals**

Total Gross Value	24,648,955
Homestead Loss	38,000
Other Exemption Loss	0
<b>TIF Increment Value</b>	
<b>Retained TIF Value</b>	
<b>Net Assessed Value</b>	<b>24,610,955</b>

**Net Assessed Under Protest**

\* Public Service Protests Values are not included on this report.



Real	Count	Value
Agricultural	3	1,128
Commercial	28	190,377
Residential	134	445,848
<b>Total Real Value</b>	<b>165</b>	<b>637,353</b>
Homestead	36	41,000
Veteran	2	6,856
Other	0	0
<b>Total Exempt</b>	<b>43</b>	<b>47,856</b>

**TIF Increment Value**

**Net Assessed 589,497**

**Net Assessed Under Protest**

Senior Freeze	7	22,480
Capped Parcels	87	384,911

Personal	Count	Value
Agricultural	1	13,515
Commercial	9	459,095
Mobile Home	1	2,459
<b>Total Personal</b>	<b>11</b>	<b>475,069</b>
<b>Total Exempt</b>	<b>0</b>	<b>0</b>

**TIF Increment Value**

**Net Assessed 475,069**

**Net Assessed Under Protest**

Public Service	Count	Value
<b>Total PS Value</b>	<b>5</b>	<b>69,292</b>

**TIF Increment Value**

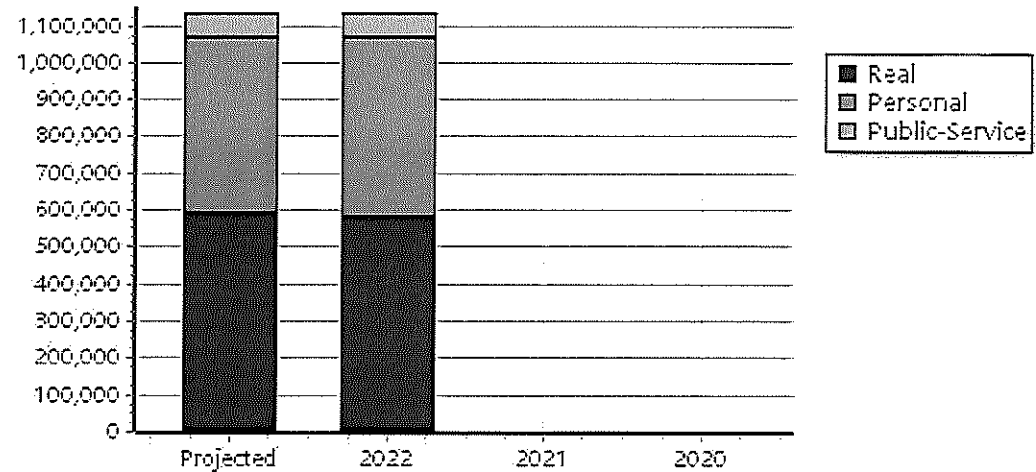
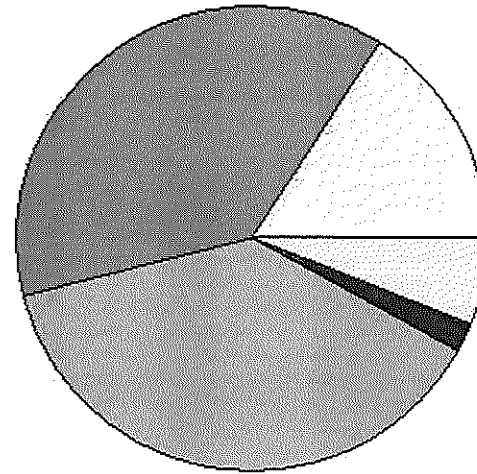
**Net Assessed 69,292**

**District Totals**

Total Gross Value	1,181,714
Homestead Loss	41,000
Other Exemption Loss	6,856
<b>TIF Increment Value</b>	
<b>Retained TIF Value</b>	
<b>Net Assessed Value</b>	<b>1,133,858</b>

**Net Assessed Under Protest**

\* Public Service Protests Values are not included on this report.



Real	Count	Value
Agricultural	141	761,996
Commercial	1	12,929
Residential	5	45,366
<b>Total Real Value</b>	<b>147</b>	<b>820,291</b>
Homestead	17	17,500
Veteran	0	0
Other	0	0
<b>Total Exempt</b>	<b>18</b>	<b>17,500</b>

**TIF Increment Value**

<b>Net Assessed</b>		<b>802,791</b>
<b>Net Assessed Under Protest</b>	<b>0</b>	<b>0</b>
Senior Freeze	2	1,559
Capped Parcels	21	51,213

Personal	Count	Value
Agricultural	17	189,778
Commercial	20	3,840,012
Mobile Home	2	7,222
<b>Total Personal</b>	<b>39</b>	<b>4,037,012</b>
<b>Total Exempt</b>	<b>0</b>	<b>0</b>

**TIF Increment Value**

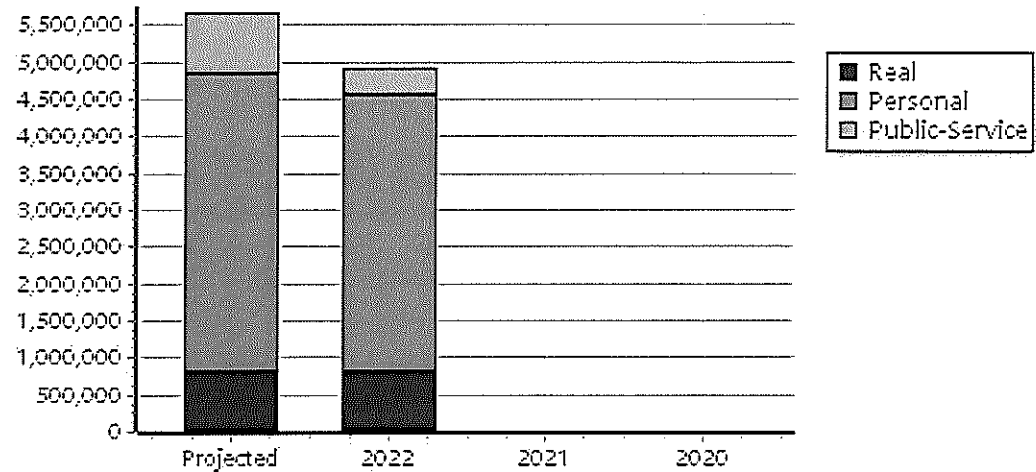
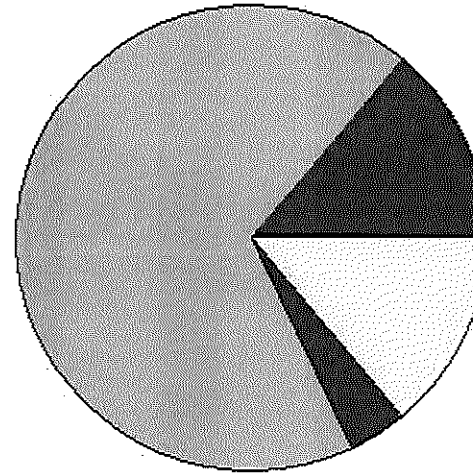
<b>Net Assessed</b>		<b>4,037,012</b>
<b>Net Assessed Under Protest</b>	<b>4</b>	<b>540,989</b>

Public Service	Count	Value
<b>Total PS Value</b>	<b>16</b>	<b>825,644</b>
<b>TIF Increment Value</b>		
<b>Net Assessed</b>		<b>825,644</b>

**District Totals**

Total Gross Value	5,682,947
Homestead Loss	17,500
Other Exemption Loss	0
<b>TIF Increment Value</b>	
<b>Retained TIF Value</b>	
<b>Net Assessed Value</b>	<b>5,665,447</b>
<b>Net Assessed Under Protest</b>	<b>540,989</b>

\* Public Service Protests Values are not included on this report.



Real	Count	Value
Agricultural	2	176
Commercial	14	168,837
Residential	128	930,234
<b>Total Real Value</b>	<b>144</b>	<b>1,099,247</b>
Homestead	52	51,500
Veteran	2	13,713
Other	0	0
<b>Total Exempt</b>	<b>54</b>	<b>65,213</b>

**TIF Increment Value**

**Net Assessed 1,034,034**

**Net Assessed Under Protest**

Senior Freeze	9	47,693
Capped Parcels	83	1,152,196

Personal	Count	Value
Agricultural	1	7,532
Commercial	17	154,850
Mobile Home	4	23,372
<b>Total Personal</b>	<b>22</b>	<b>185,754</b>
<b>Total Exempt</b>	<b>0</b>	<b>0</b>

**TIF Increment Value**

**Net Assessed 185,754**

**Net Assessed Under Protest**

Public Service	Count	Value
<b>Total PS Value</b>	<b>10</b>	<b>150,174</b>

**TIF Increment Value**

**Net Assessed 150,174**

**District Totals**

Total Gross Value	1,435,175
Homestead Loss	51,500
Other Exemption Loss	13,713

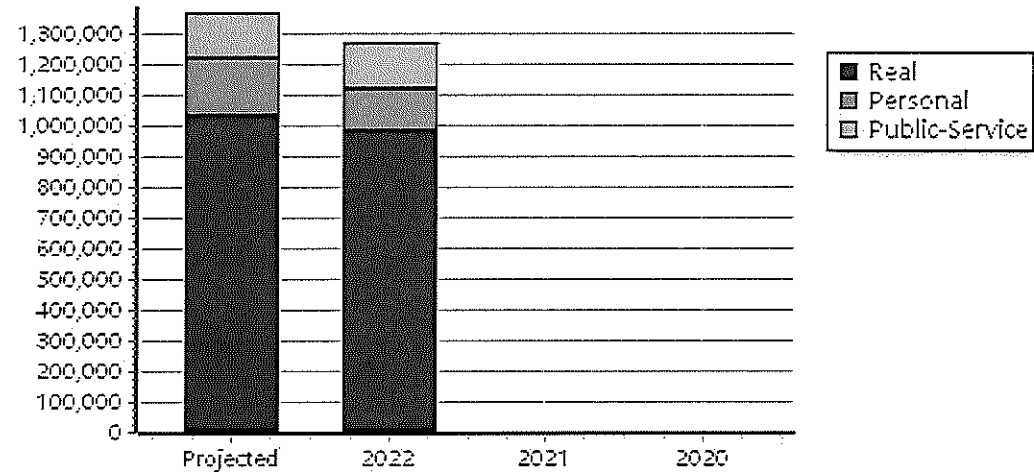
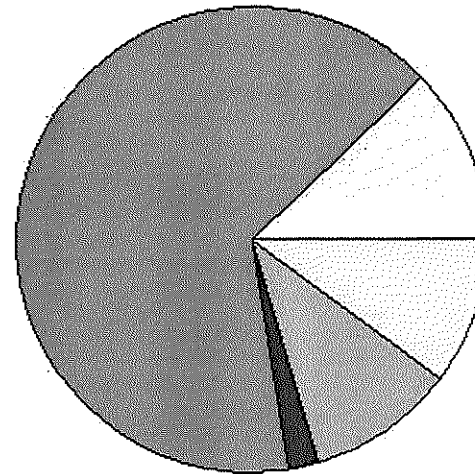
**TIF Increment Value**

**Retained TIF Value**

**Net Assessed Value 1,369,962**

**Net Assessed Under Protest**

\* Public Service Protests Values are not included on this report.



Real	Count	Value
Agricultural	17	97,583
Commercial	0	0
Residential	0	0
<b>Total Real Value</b>	<b>17</b>	<b>97,583</b>
Homestead	2	2,000
Veteran	0	0
Other	0	0
<b>Total Exempt</b>	<b>2</b>	<b>2,000</b>

**TIF Increment Value**

**Net Assessed** 95,583

**Net Assessed Under Protest**

Senior Freeze	0	0
Capped Parcels	3	3,561

Personal	Count	Value
Agricultural	2	10,869
Commercial	3	187,145
Mobile Home	0	0
<b>Total Personal</b>	<b>5</b>	<b>198,014</b>
<b>Total Exempt</b>	<b>0</b>	<b>0</b>

**TIF Increment Value**

**Net Assessed** 198,014

**Net Assessed Under Protest**

Public Service	Count	Value
<b>Total PS Value</b>	<b>4</b>	<b>55,028</b>

**TIF Increment Value**

**Net Assessed** 55,028

**District Totals**

Total Gross Value	350,625
Homestead Loss	2,000
Other Exemption Loss	0

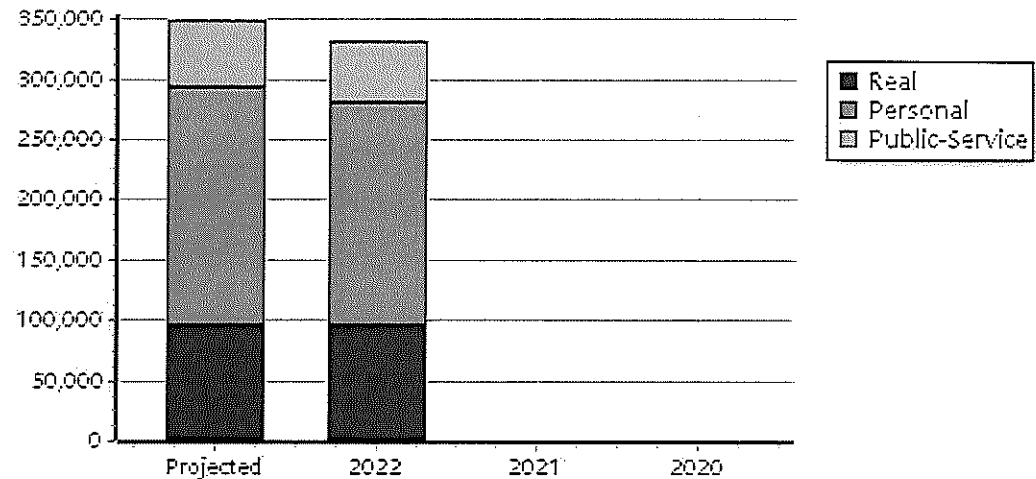
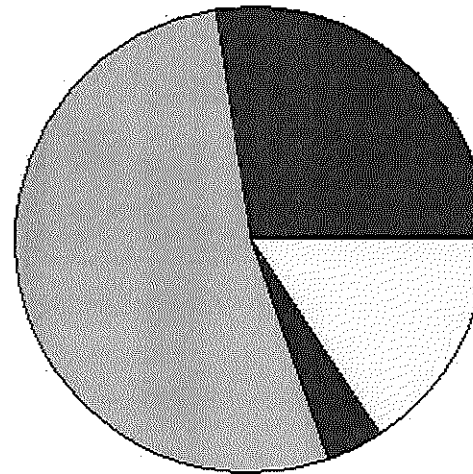
**TIF Increment Value**

**Retained TIF Value**

**Net Assessed Value** 348,625

**Net Assessed Under Protest**

\* Public Service Protests Values are not included on this report.



Real	Count	Value
Agricultural	2	3,118
Commercial	10	35,657
Residential	125	437,114
<b>Total Real Value</b>	<b>137</b>	<b>475,889</b>
Homestead	39	39,836
Veteran	1	5,423
Other	0	0
<b>Total Exempt</b>	<b>41</b>	<b>45,259</b>

**TIF Increment Value**

**Net Assessed 430,630**

**Net Assessed Under Protest**

Senior Freeze	6	29,583
Capped Parcels	74	297,829

Personal	Count	Value
Agricultural	1	2,011
Commercial	5	79,781
Mobile Home	1	20,297
<b>Total Personal</b>	<b>7</b>	<b>102,089</b>
<b>Total Exempt</b>	<b>0</b>	<b>0</b>

**TIF Increment Value**

**Net Assessed 102,089**

**Net Assessed Under Protest**

Public Service	Count	Value
<b>Total PS Value</b>	<b>6</b>	<b>169,209</b>

**TIF Increment Value**

**Net Assessed 169,209**

**District Totals**

Total Gross Value	747,187
Homestead Loss	39,836
Other Exemption Loss	5,423

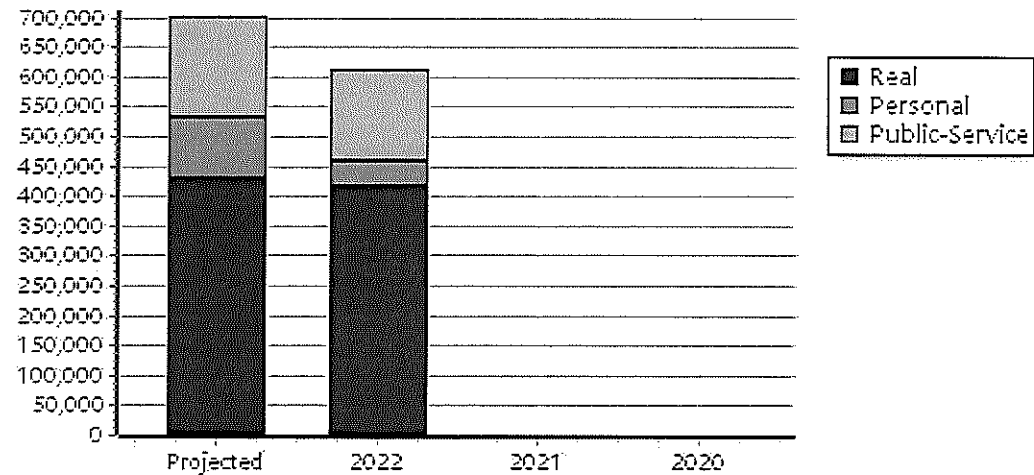
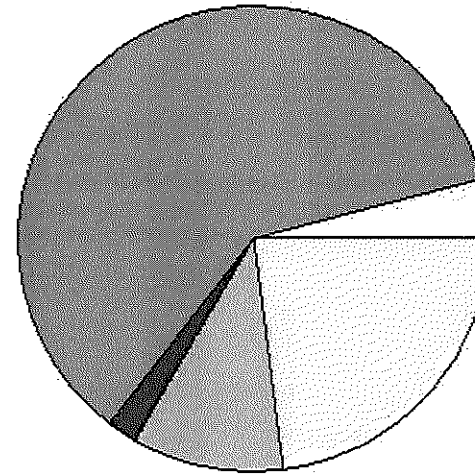
**TIF Increment Value**

**Retained TIF Value**

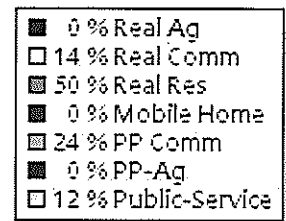
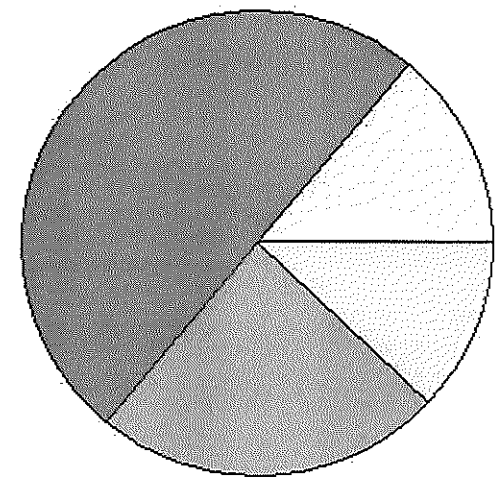
**Net Assessed Value 701,928**

**Net Assessed Under Protest**

\* Public Service Protests Values are not included on this report.



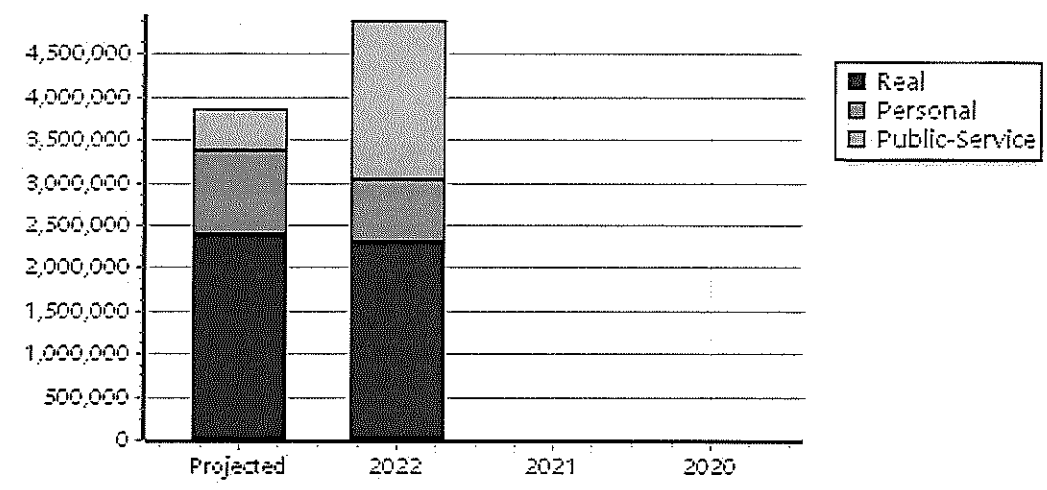
Real	Count	Value
Agricultural	0	0
Commercial	54	523,994
Residential	459	2,010,170
<b>Total Real Value</b>	<b>513</b>	<b>2,534,164</b>
Homestead	143	145,675
Veteran	2	7,658
Other	0	0
<b>Total Exempt</b>	<b>149</b>	<b>153,333</b>
<b>TIF Increment Value</b>		
<b>Net Assessed</b>		<b>2,380,831</b>
<b>Net Assessed Under Protest</b>		
Senior Freeze	16	52,728
Capped Parcels	283	2,556,268



Personal	Count	Value
Agricultural	2	6,348
Commercial	40	978,914
Mobile Home	0	0
<b>Total Personal</b>	<b>42</b>	<b>985,262</b>
<b>Total Exempt</b>	<b>0</b>	<b>0</b>

<b>TIF Increment Value</b>		
<b>Net Assessed</b>		<b>985,262</b>
<b>Net Assessed Under Protest</b>		

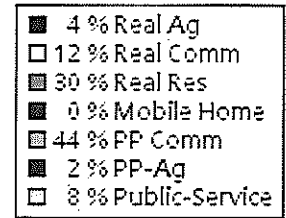
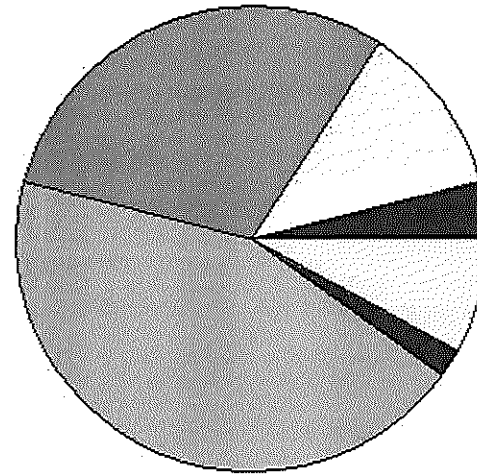
Public Service	Count	Value
<b>Total PS Value</b>	<b>10</b>	<b>496,644</b>
<b>TIF Increment Value</b>		
<b>Net Assessed</b>		<b>496,644</b>



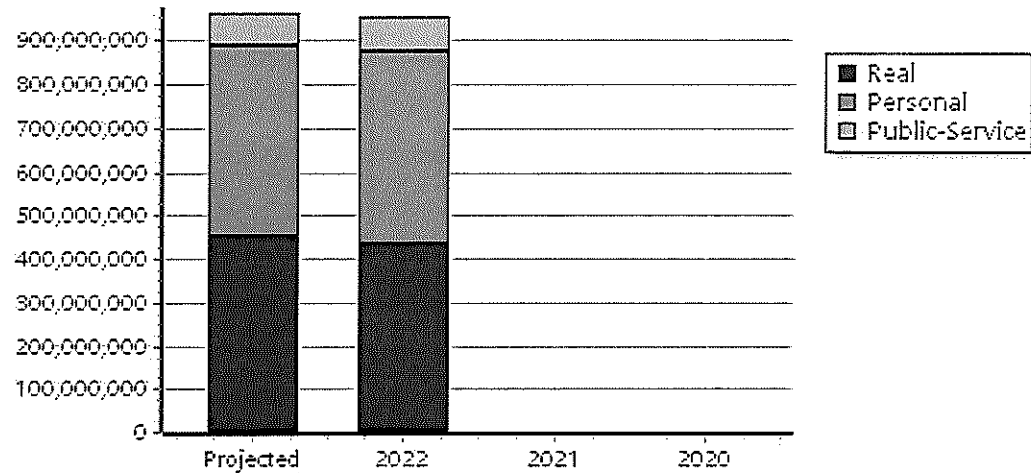
District Totals	
Total Gross Value	4,016,070
Homestead Loss	145,675
Other Exemption Loss	7,658
<b>TIF Increment Value</b>	
<b>Retained TIF Value</b>	
<b>Net Assessed Value</b>	<b>3,862,737</b>
<b>Net Assessed Under Protest</b>	

\* Public Service Protests Values are not included on this report.

Real	Count	Value
Agricultural	6,557	46,189,769
Commercial	2,553	124,238,711
Residential	24,759	302,725,685
<b>Total Real Value</b>	<b>33,869</b>	<b>473,154,165</b>
Homestead	11,228	11,584,583
Veteran	333	7,118,414
Other	0	0
<b>Total Exempt</b>	<b>12,055</b>	<b>18,702,997</b>
<b>TIF Increment Value</b>		<b>13,563,839</b>
<b>Net Assessed</b>		<b>440,887,329</b>
<b>Net Assessed Under Protest</b>	<b>0</b>	<b>0</b>
Senior Freeze	1,846	9,346,792
Capped Parcels	16,495	154,202,895



Personal	Count	Value
Agricultural	852	10,050,620
Commercial	2,360	431,655,486
Mobile Home	345	1,550,960
<b>Total Personal</b>	<b>3,557</b>	<b>443,257,066</b>
<b>Total Exempt</b>	<b>30</b>	<b>9,779,388</b>
<b>TIF Increment Value</b>		<b>196,123,733</b>
<b>Net Assessed</b>		<b>237,353,945</b>
<b>Net Assessed Under Protest</b>	<b>12</b>	<b>2,851,873</b>
Public Service	Count	Value
<b>Total PS Value</b>	<b>391</b>	<b>75,154,255</b>
<b>TIF Increment Value</b>		<b>0</b>
<b>Net Assessed</b>		<b>75,154,255</b>



District Totals	
Total Gross Value	991,565,486
Homestead Loss	11,584,583
Other Exemption Loss	16,897,802
<b>TIF Increment Value</b>	<b>209,687,572</b>
<b>Retained TIF Value</b>	
<b>Net Assessed Value</b>	<b>753,395,529</b>
<b>Net Assessed Under Protest</b>	<b>2,851,873</b>

TIF Project Summary						
Code	Description	Expires	Base Value	Increment Value	Retained Inc	Total Value
4	ROOSEVELT APARTMENTS TIF2024		0	332,379		332,379
7	KOCH NITROGEN LLC TIF	2040	25,897,423	197,205,074		223,102,497
8	TRANSPORT PARTNERS TIF	2026	47,800	8,474,637		8,522,437
9	ADM TIF	2045	2,440,308	3,675,482		6,115,790
10	TAKKION TIFF	2036	389,187	0		389,187
<b>Total TIF Valuation :</b>			<b>28,774,718</b>	<b>209,687,572</b>	<b>0</b>	<b>238,462,290</b>

\* Public Service Protests Values are not included on this report.



Real	Count	Value
Agricultural	2,079	12,168,020
Commercial	146	955,608
Residential	1,269	6,098,242
<b>Total Real Value</b>	<b>3,494</b>	<b>19,221,870</b>
Homestead	645	665,896
Veteran	13	190,246
Other	0	0
<b>Total Exempt</b>	<b>683</b>	<b>856,142</b>

**TIF Increment Value**

<b>Net Assessed</b>		<b>18,365,728</b>
<b>Net Assessed Under Protest</b>	<b>0</b>	<b>0</b>
Senior Freeze	83	268,963
Capped Parcels	1,163	6,084,493

Personal	Count	Value
Agricultural	238	2,612,452
Commercial	160	53,157,415
Mobile Home	27	228,254
<b>Total Personal</b>	<b>425</b>	<b>55,998,121</b>
<b>Total Exempt</b>	<b>0</b>	<b>0</b>

**TIF Increment Value**

<b>Net Assessed</b>		<b>55,998,121</b>
<b>Net Assessed Under Protest</b>	<b>2</b>	<b>1,008,328</b>

Public Service	Count	Value
<b>Total PS Value</b>	<b>79</b>	<b>16,408,129</b>

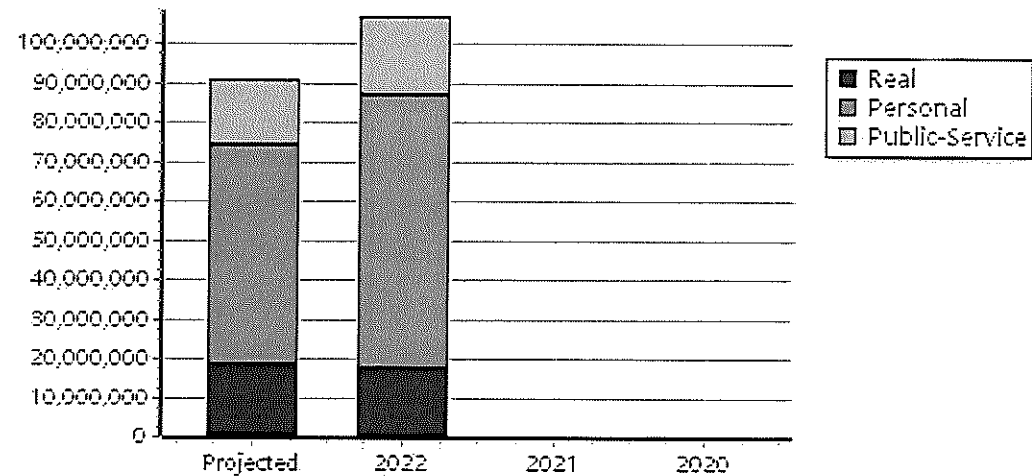
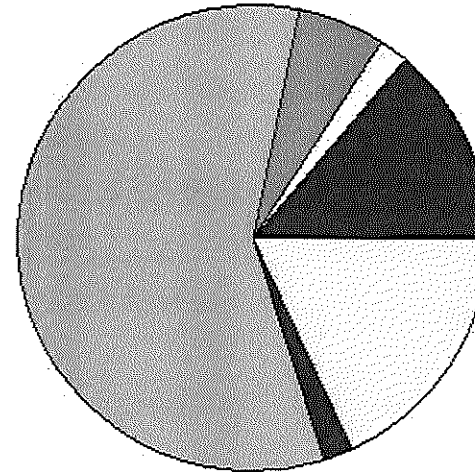
**TIF Increment Value**

<b>Net Assessed</b>		<b>16,408,129</b>
---------------------	--	-------------------

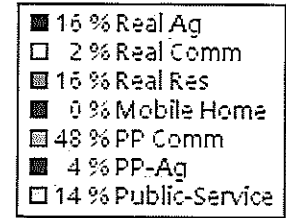
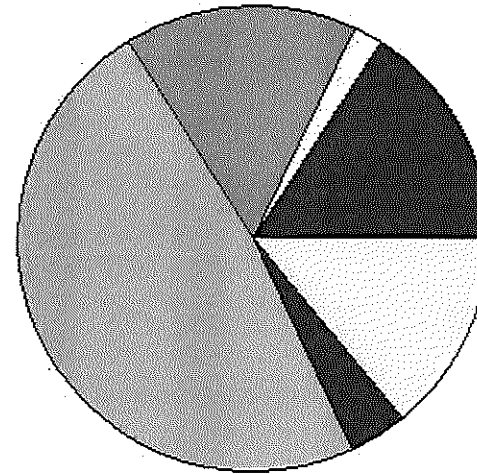
**District Totals**

Total Gross Value	91,628,120
Homestead Loss	665,896
Other Exemption Loss	190,246
<b>TIF Increment Value</b>	
<b>Retained TIF Value</b>	
<b>Net Assessed Value</b>	<b>90,771,978</b>
<b>Net Assessed Under Protest</b>	<b>1,008,328</b>

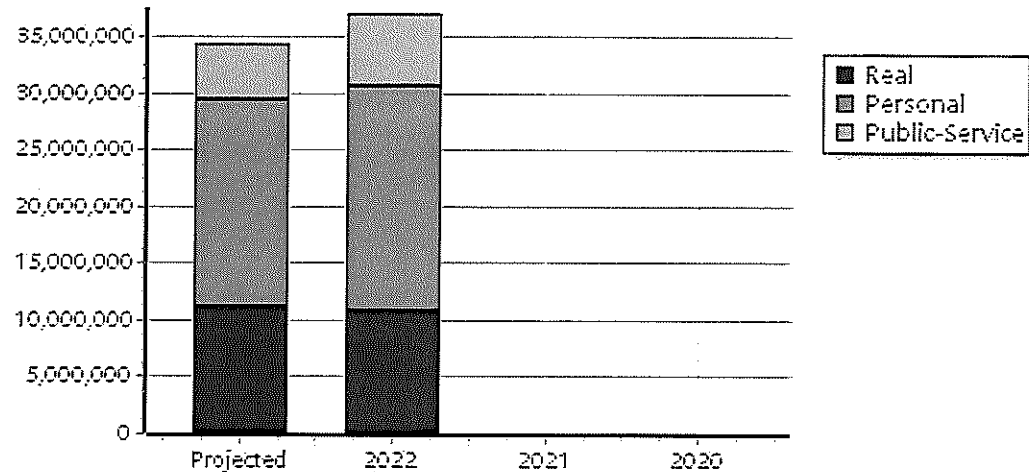
\* Public Service Protests Values are not included on this report.



Real	Count	Value
Agricultural	749	5,327,252
Commercial	37	743,784
Residential	497	5,564,770
<b>Total Real Value</b>	<b>1,283</b>	<b>11,635,806</b>
Homestead	307	312,000
Veteran	7	141,137
Other	0	0
<b>Total Exempt</b>	<b>320</b>	<b>453,137</b>
<b>TIF Increment Value</b>		
<b>Net Assessed</b>		<b>11,182,669</b>
<b>Net Assessed Under Protest</b>	<b>0</b>	<b>0</b>
Senior Freeze	38	191,519
Capped Parcels	465	3,139,918



Personal	Count	Value
Agricultural	94	1,735,520
Commercial	73	16,347,201
Mobile Home	36	209,388
<b>Total Personal</b>	<b>203</b>	<b>18,292,109</b>
<b>Total Exempt</b>	<b>2</b>	<b>3,328</b>
<b>TIF Increment Value</b>		
<b>Net Assessed</b>		<b>18,288,781</b>
<b>Net Assessed Under Protest</b>	<b>1</b>	<b>494,970</b>
<b>Public Service</b>		
<b>Total PS Value</b>	<b>42</b>	<b>4,838,120</b>
<b>TIF Increment Value</b>		
<b>Net Assessed</b>		<b>4,838,120</b>



<b>District Totals</b>	
Total Gross Value	34,766,035
Homestead Loss	312,000
Other Exemption Loss	144,465
<b>TIF Increment Value</b>	
<b>Retained TIF Value</b>	
<b>Net Assessed Value</b>	<b>34,309,570</b>
<b>Net Assessed Under Protest</b>	<b>494,970</b>

\* Public Service Protests Values are not included on this report.

Real	Count	Value
Agricultural	519	3,557,304
Commercial	76	1,961,134
Residential	856	8,363,879
<b>Total Real Value</b>	<b>1,451</b>	<b>13,882,317</b>
Homestead	480	490,609
Veteran	14	201,517
Other	0	0
<b>Total Exempt</b>	<b>510</b>	<b>692,126</b>

**TIF Increment Value**

<b>Net Assessed</b>		<b>13,190,191</b>
<b>Net Assessed Under Protest</b>	<b>0</b>	<b>0</b>
Senior Freeze	71	277,059
Capped Parcels	533	3,052,582

Personal	Count	Value
Agricultural	93	1,354,610
Commercial	100	5,520,863
Mobile Home	25	196,127
<b>Total Personal</b>	<b>218</b>	<b>7,071,600</b>
<b>Total Exempt</b>	<b>2</b>	<b>3,982</b>

**TIF Increment Value**

<b>Net Assessed</b>		<b>7,067,618</b>
<b>Net Assessed Under Protest</b>	<b>2</b>	<b>47,320</b>

Public Service	Count	Value
<b>Total PS Value</b>	<b>36</b>	<b>2,846,206</b>

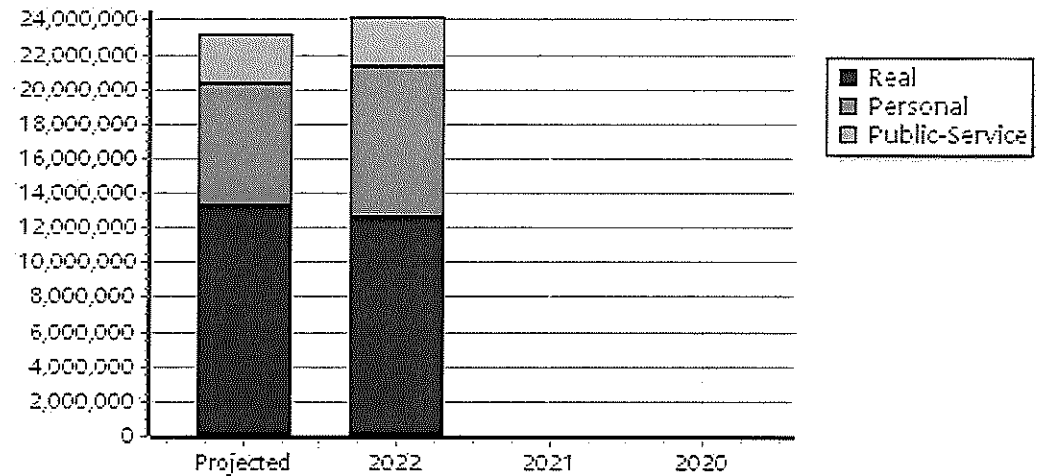
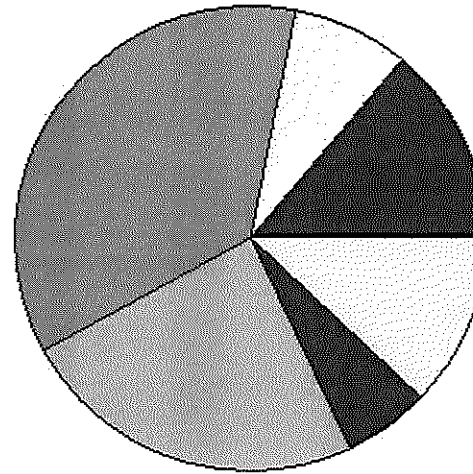
**TIF Increment Value**

<b>Net Assessed</b>		<b>2,846,206</b>
---------------------	--	------------------

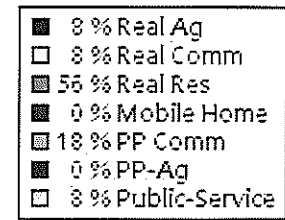
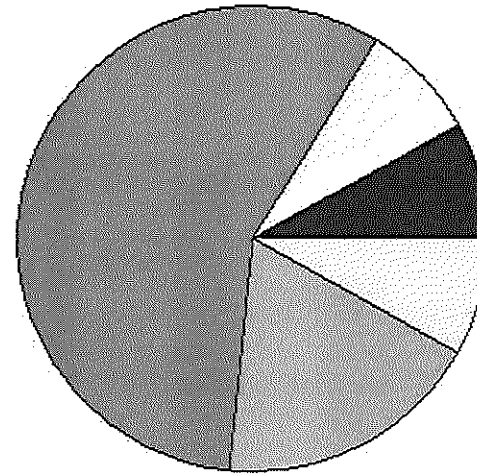
**District Totals**

Total Gross Value	23,800,123
Homestead Loss	490,609
Other Exemption Loss	205,499
<b>TIF Increment Value</b>	
<b>Retained TIF Value</b>	
<b>Net Assessed Value</b>	<b>23,104,015</b>
<b>Net Assessed Under Protest</b>	<b>47,320</b>

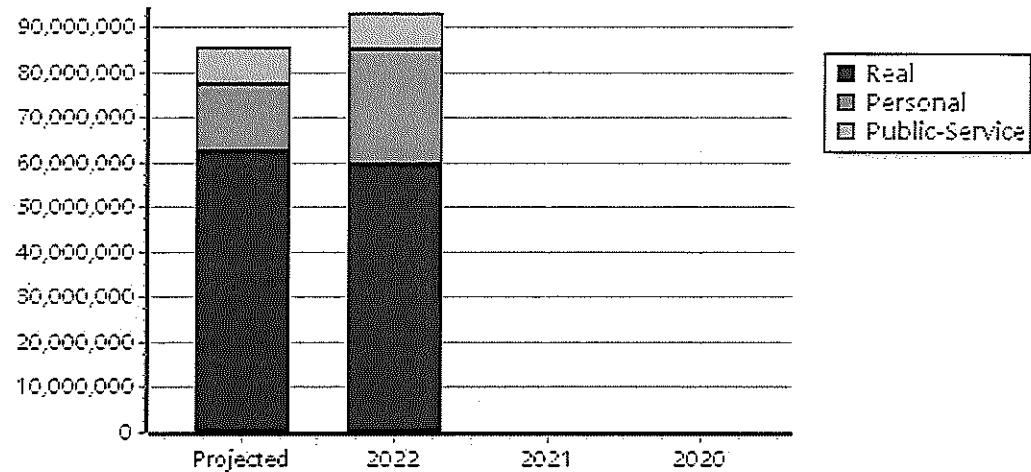
\* Public Service Protests Values are not included on this report.



Real	Count	Value
Agricultural	672	6,956,674
Commercial	195	6,916,735
Residential	2,289	51,278,384
<b>Total Real Value</b>	<b>3,156</b>	<b>65,151,793</b>
Homestead	1,239	1,254,205
Veteran	50	1,593,857
Other	0	0
<b>Total Exempt</b>	<b>1,310</b>	<b>2,848,062</b>
<b>TIF Increment Value</b>		
<b>Net Assessed</b>		<b>62,303,731</b>
<b>Net Assessed Under Protest</b>	<b>0</b>	<b>0</b>
Senior Freeze	150	930,534
Capped Parcels	1,193	15,364,543



Personal	Count	Value
Agricultural	113	767,063
Commercial	203	15,939,953
Mobile Home	57	219,842
<b>Total Personal</b>	<b>373</b>	<b>16,926,858</b>
<b>Total Exempt</b>	<b>10</b>	<b>2,020,573</b>
<b>TIF Increment Value</b>		
<b>Net Assessed</b>		<b>14,906,285</b>
<b>Net Assessed Under Protest</b>	<b>1</b>	<b>260,387</b>
<b>Public Service</b>		
<b>Total PS Value</b>	<b>43</b>	<b>8,067,311</b>
<b>TIF Increment Value</b>		
<b>Net Assessed</b>		<b>8,067,311</b>



<b>District Totals</b>	
Total Gross Value	90,145,962
Homestead Loss	1,254,205
Other Exemption Loss	3,614,430
<b>TIF Increment Value</b>	
<b>Retained TIF Value</b>	
<b>Net Assessed Value</b>	<b>85,277,327</b>
<b>Net Assessed Under Protest</b>	<b>260,387</b>

\* Public Service Protests Values are not included on this report.

Real	Count	Value
Agricultural	1,064	7,156,809
Commercial	86	667,312
Residential	787	4,153,310
<b>Total Real Value</b>	<b>1,937</b>	<b>11,977,431</b>
Homestead	414	423,970
Veteran	9	127,471
Other	0	0
<b>Total Exempt</b>	<b>435</b>	<b>551,441</b>

**TIF Increment Value**

<b>Net Assessed</b>		<b>11,425,990</b>
<b>Net Assessed Under Protest</b>	<b>0</b>	<b>0</b>
Senior Freeze	51	183,616
Capped Parcels	704	4,027,533

Personal	Count	Value
Agricultural	135	1,339,785
Commercial	106	30,524,086
Mobile Home	13	129,652
<b>Total Personal</b>	<b>254</b>	<b>31,993,523</b>
<b>Total Exempt</b>	<b>0</b>	<b>0</b>

**TIF Increment Value**

<b>Net Assessed</b>		<b>31,993,523</b>
<b>Net Assessed Under Protest</b>	<b>1</b>	<b>443,367</b>

Public Service	Count	Value
<b>Total PS Value</b>	<b>48</b>	<b>7,414,852</b>

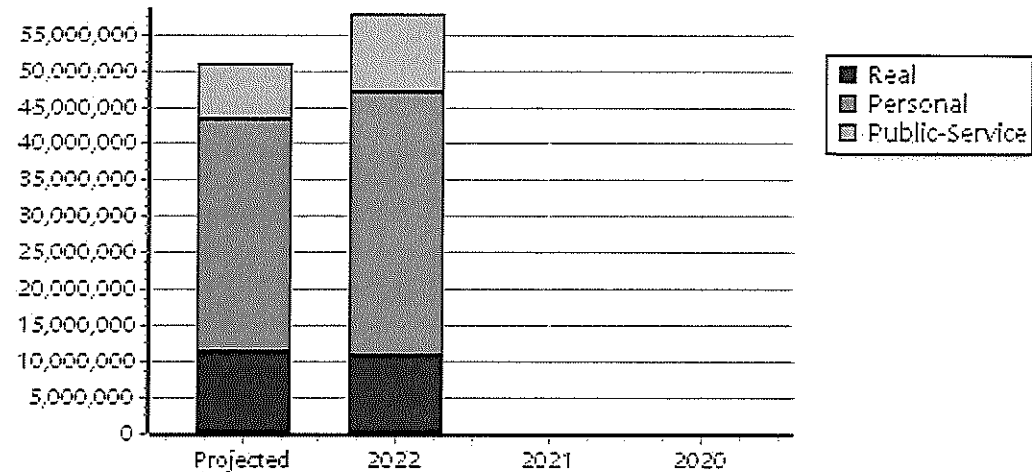
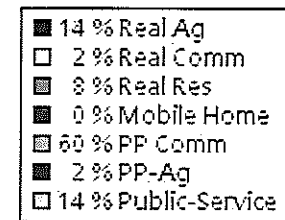
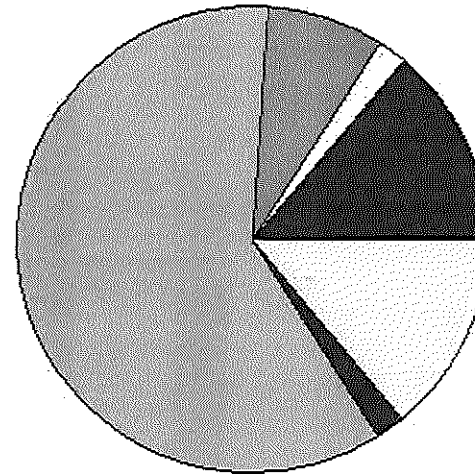
**TIF Increment Value**

<b>Net Assessed</b>		<b>7,414,852</b>
---------------------	--	------------------

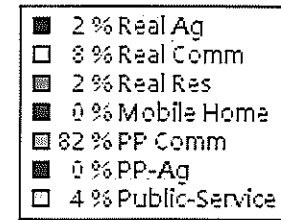
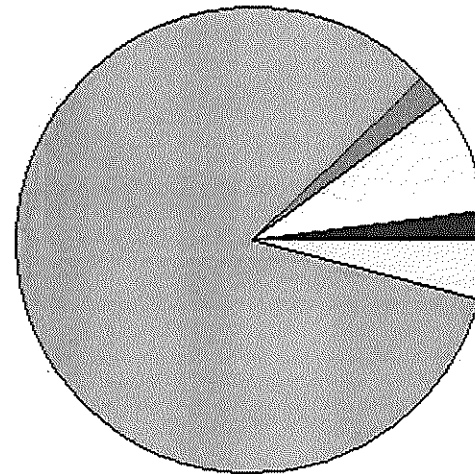
**District Totals**

Total Gross Value	51,385,806
Homestead Loss	423,970
Other Exemption Loss	127,471
<b>TIF Increment Value</b>	
<b>Retained TIF Value</b>	
<b>Net Assessed Value</b>	<b>50,834,365</b>
<b>Net Assessed Under Protest</b>	<b>443,367</b>

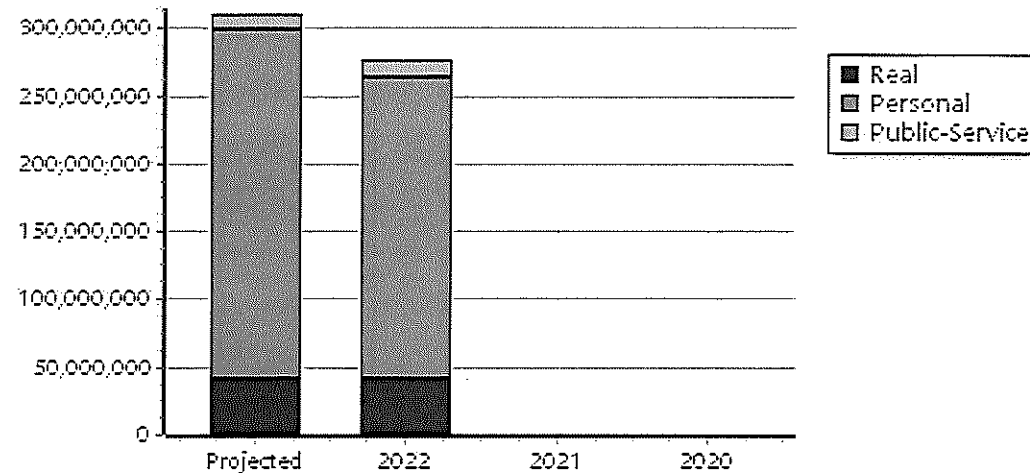
\* Public Service Protests Values are not included on this report.



Real	Count	Value
Agricultural	735	4,884,503
Commercial	148	27,789,666
Residential	692	8,466,370
<b>Total Real Value</b>	<b>1,575</b>	<b>41,140,539</b>
Homestead	439	448,333
Veteran	9	142,901
Other	0	0
<b>Total Exempt</b>	<b>460</b>	<b>591,234</b>
<b>TIF Increment Value</b>		<b>13,210,729</b>
<b>Net Assessed</b>		<b>27,338,576</b>
<b>Net Assessed Under Protest</b>	<b>0</b>	<b>0</b>
Senior Freeze	69	370,323
Capped Parcels	516	5,629,168



Personal	Count	Value
Agricultural	99	1,040,527
Commercial	215	263,723,073
Mobile Home	9	55,747
<b>Total Personal</b>	<b>323</b>	<b>264,819,347</b>
<b>Total Exempt</b>	<b>7</b>	<b>6,861,506</b>
<b>TIF Increment Value</b>		<b>192,468,982</b>
<b>Net Assessed</b>		<b>65,488,859</b>
<b>Net Assessed Under Protest</b>	<b>1</b>	<b>105,499</b>
Public Service	Count	Value
<b>Total PS Value</b>	<b>36</b>	<b>12,041,083</b>
<b>TIF Increment Value</b>		<b>0</b>
<b>Net Assessed</b>		<b>12,041,083</b>

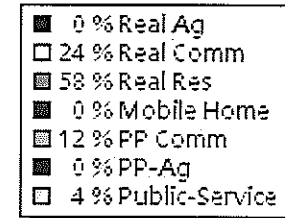
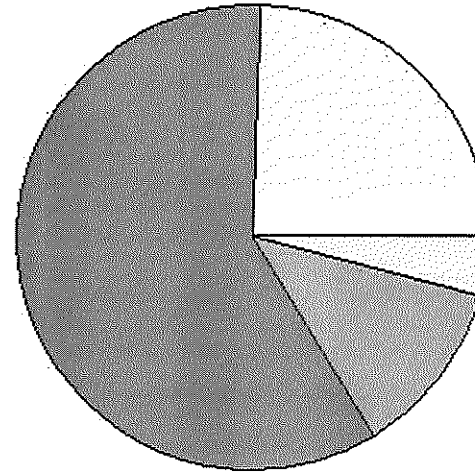


District Totals	
Total Gross Value	318,000,969
Homestead Loss	448,333
Other Exemption Loss	7,004,407
<b>TIF Increment Value</b>	<b>205,679,711</b>
<b>Retained TIF Value</b>	<b>0</b>
<b>Net Assessed Value</b>	<b>104,868,518</b>
<b>Net Assessed Under Protest</b>	<b>105,499</b>

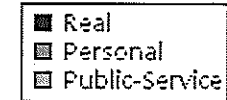
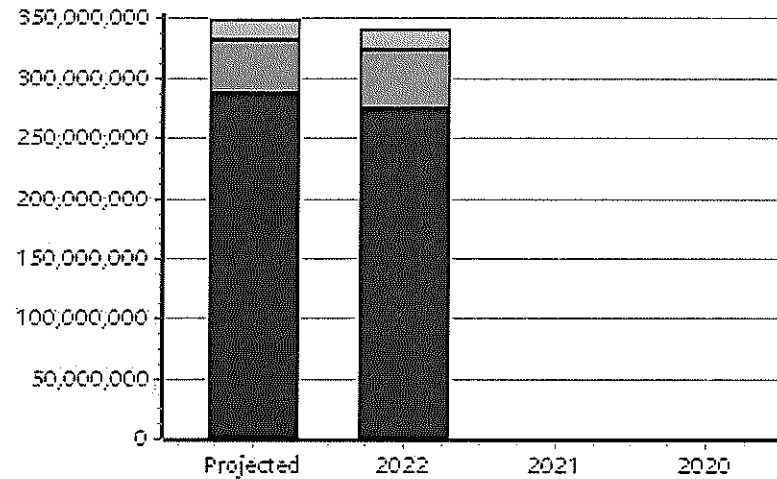
TIF Project Summary						
Code	Description	Expires	Base Value	Increment Value	Retained Inc	Total Value
7	KOCH NITROGEN LLC TIF	2040	25,897,423	197,205,074		223,102,497
8	TRANSPORT PARTNERS TIF	2026	47,800	8,474,637		8,522,437
10	TAKKION TIFF	2036	389,187	0		389,187
<b>Total TIF Valuation :</b>			<b>26,334,410</b>	<b>205,679,711</b>	<b>0</b>	<b>232,014,121</b>

\* Public Service Protests Values are not included on this report.

Real	Count	Value
Agricultural	309	3,492,351
Commercial	1,847	84,311,742
Residential	18,051	211,995,476
<b>Total Real Value</b>	<b>20,207</b>	<b>299,799,569</b>
Homestead	7,458	7,737,403
Veteran	223	4,563,839
Other	0	0
<b>Total Exempt</b>	<b>8,072</b>	<b>12,301,242</b>
<b>TIF Increment Value</b>		<b>353,110</b>
<b>Net Assessed</b>		<b>287,145,217</b>
<b>Net Assessed Under Protest</b>		
Senior Freeze	1,339	6,832,973
Capped Parcels	11,825	116,775,505



Personal	Count	Value
Agricultural	54	315,025
Commercial	1,433	44,117,551
Mobile Home	157	478,015
<b>Total Personal</b>	<b>1,644</b>	<b>44,910,591</b>
<b>Total Exempt</b>	<b>7</b>	<b>885,999</b>
<b>TIF Increment Value</b>		<b>3,654,751</b>
<b>Net Assessed</b>		<b>40,369,841</b>
<b>Net Assessed Under Protest</b>		



Public Service	Count	Value
<b>Total PS Value</b>	<b>50</b>	<b>17,533,850</b>
<b>TIF Increment Value</b>		<b>0</b>
<b>Net Assessed</b>		<b>17,533,850</b>

<b>District Totals</b>	
Total Gross Value	362,244,010
Homestead Loss	7,737,403
Other Exemption Loss	5,449,838
<b>TIF Increment Value</b>	<b>4,007,861</b>
<b>Retained TIF Value</b>	
<b>Net Assessed Value</b>	<b>345,048,908</b>

<b>TIF Project Summary</b>						
Code	Description	Expires	Base Value	Increment Value	Retained Inc	Total Value
4	ROOSEVELT APARTMENTS TIF2024		0	332,379		332,379
9	ADM TIF	2045	2,440,308	3,675,482		6,115,790
<b>Total TIF Valuation :</b>			<b>2,440,308</b>	<b>4,007,861</b>	<b>0</b>	<b>6,448,169</b>

**Net Assessed Under Protest**  
 \* Public Service Protests Values are not included on this report.

Real	Count	Value
Agricultural	512	3,803,377
Commercial	37	391,931
Residential	489	5,421,326
<b>Total Real Value</b>	<b>1,038</b>	<b>9,616,634</b>
Homestead	304	305,804
Veteran	6	131,034
Other	0	0
<b>Total Exempt</b>	<b>315</b>	<b>436,838</b>

**TIF Increment Value**

<b>Net Assessed</b>		<b>9,179,796</b>
<b>Net Assessed Under Protest</b>	<b>0</b>	<b>0</b>
Senior Freeze	39	227,342
Capped Parcels	310	1,705,067

Personal	Count	Value
Agricultural	74	892,881
Commercial	53	4,309,597
Mobile Home	19	97,303
<b>Total Personal</b>	<b>146</b>	<b>5,299,781</b>
<b>Total Exempt</b>	<b>1</b>	<b>2,000</b>

**TIF Increment Value**

<b>Net Assessed</b>		<b>5,297,781</b>
<b>Net Assessed Under Protest</b>	<b>1</b>	<b>394,380</b>

Public Service	Count	Value
<b>Total PS Value</b>	<b>31</b>	<b>7,783,477</b>

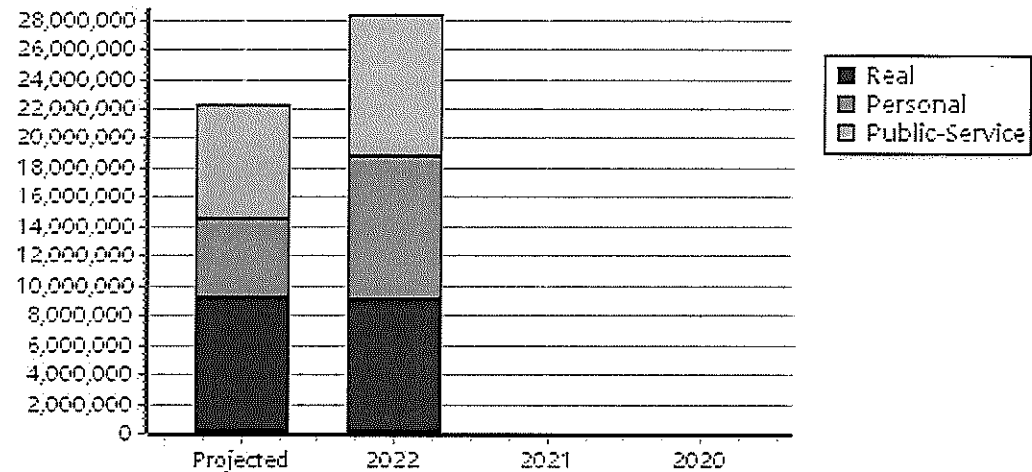
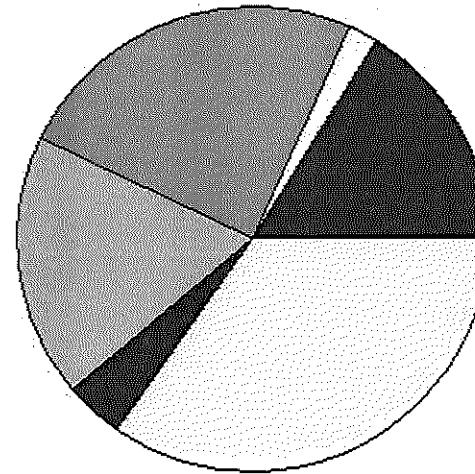
**TIF Increment Value**

<b>Net Assessed</b>		<b>7,783,477</b>
---------------------	--	------------------

**District Totals**

Total Gross Value	22,699,892
Homestead Loss	305,804
Other Exemption Loss	133,034
<b>TIF Increment Value</b>	
<b>Retained TIF Value</b>	
<b>Net Assessed Value</b>	<b>22,261,054</b>
<b>Net Assessed Under Protest</b>	<b>394,380</b>

\* Public Service Protests Values are not included on this report.





Real	Count	Value
Agricultural	1,015	5,011,211
Commercial	60	288,296
Residential	482	1,944,932
<b>Total Real Value</b>	<b>1,557</b>	<b>7,244,439</b>
Homestead	231	241,926
Veteran	4	62,775
Other	0	0
<b>Total Exempt</b>	<b>248</b>	<b>304,701</b>

**TIF Increment Value**

<b>Net Assessed</b>		<b>6,939,738</b>
<b>Net Assessed Under Protest</b>	<b>0</b>	<b>0</b>
Senior Freeze	32	85,347
Capped Parcels	459	2,056,960

Personal	Count	Value
Agricultural	103	1,272,667
Commercial	54	22,633,329
Mobile Home	14	98,602
<b>Total Personal</b>	<b>171</b>	<b>24,004,598</b>
<b>Total Exempt</b>	<b>0</b>	<b>0</b>

**TIF Increment Value**

<b>Net Assessed</b>		<b>24,004,598</b>
<b>Net Assessed Under Protest</b>	<b>1</b>	<b>564,961</b>

Public Service	Count	Value
<b>Total PS Value</b>	<b>31</b>	<b>8,993,277</b>

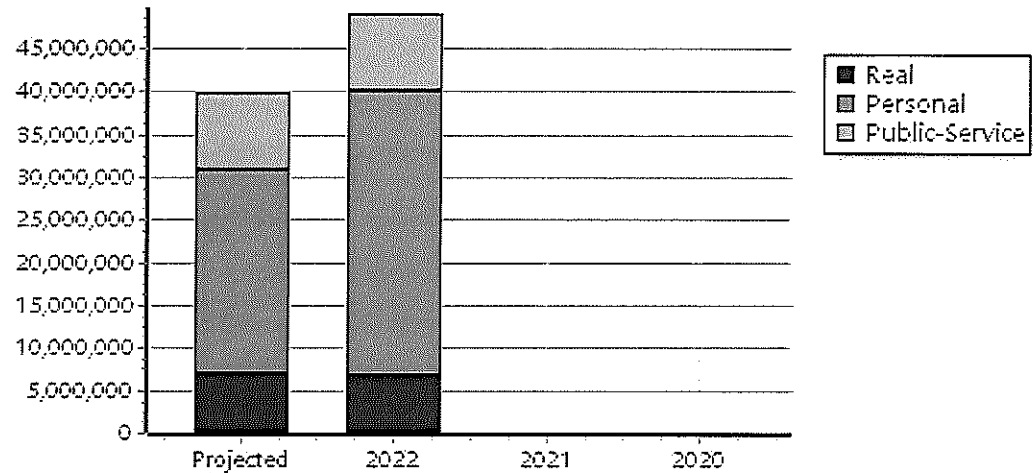
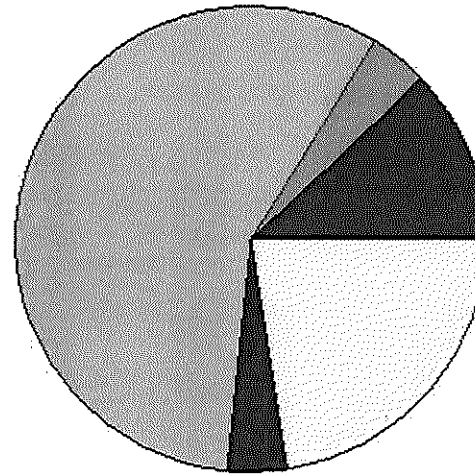
**TIF Increment Value**

<b>Net Assessed</b>		<b>8,993,277</b>
---------------------	--	------------------

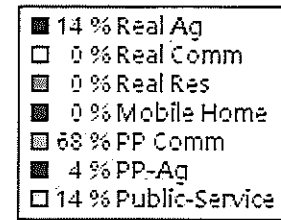
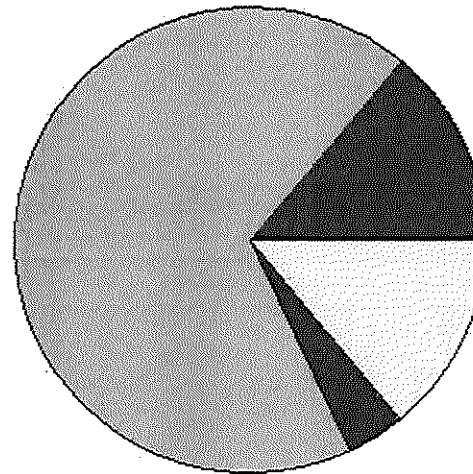
**District Totals**

Total Gross Value	40,242,314
Homestead Loss	241,926
Other Exemption Loss	62,775
<b>TIF Increment Value</b>	
<b>Retained TIF Value</b>	
<b>Net Assessed Value</b>	<b>39,937,613</b>
<b>Net Assessed Under Protest</b>	<b>564,961</b>

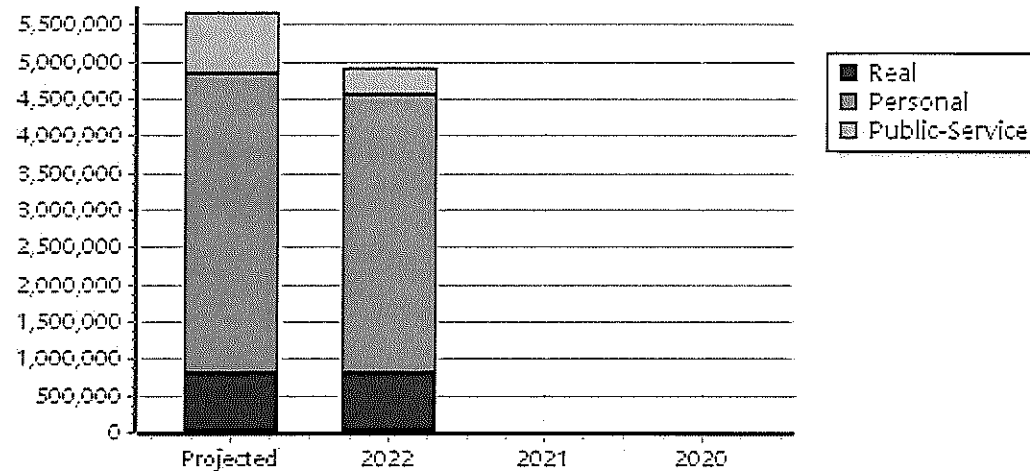
\* Public Service Protests Values are not included on this report.



Real	Count	Value
Agricultural	141	761,996
Commercial	1	12,929
Residential	5	45,366
<b>Total Real Value</b>	<b>147</b>	<b>820,291</b>
Homestead	17	17,500
Veteran	0	0
Other	0	0
<b>Total Exempt</b>	<b>18</b>	<b>17,500</b>
<b>TIF Increment Value</b>		
<b>Net Assessed</b>		<b>802,791</b>
<b>Net Assessed Under Protest</b>	<b>0</b>	<b>0</b>
Senior Freeze	2	1,559
Capped Parcels	21	51,213



Personal	Count	Value
Agricultural	17	189,778
Commercial	20	3,840,012
Mobile Home	2	7,222
<b>Total Personal</b>	<b>39</b>	<b>4,037,012</b>
<b>Total Exempt</b>	<b>0</b>	<b>0</b>
<b>TIF Increment Value</b>		
<b>Net Assessed</b>		<b>4,037,012</b>
<b>Net Assessed Under Protest</b>	<b>4</b>	<b>540,989</b>
<b>Public Service</b>		
<b>Total PS Value</b>	<b>16</b>	<b>825,644</b>
<b>TIF Increment Value</b>		
<b>Net Assessed</b>		<b>825,644</b>



<b>District Totals</b>	
Total Gross Value	5,682,947
Homestead Loss	17,500
Other Exemption Loss	0
<b>TIF Increment Value</b>	
<b>Retained TIF Value</b>	
<b>Net Assessed Value</b>	<b>5,665,447</b>
<b>Net Assessed Under Protest</b>	<b>540,989</b>

\* Public Service Protests Values are not included on this report.

Real	Count	Value
Agricultural	156	742,150
Commercial	2	175,704
Residential	2	30,170
<b>Total Real Value</b>	<b>160</b>	<b>948,024</b>
Homestead	5	5,000
Veteran	0	0
Other	0	0
<b>Total Exempt</b>	<b>5</b>	<b>5,000</b>

**TIF Increment Value**

**Net Assessed 943,024**

**Net Assessed Under Protest**

Senior Freeze	0	0
Capped Parcels	28	64,581

Personal	Count	Value
Agricultural	6	75,624
Commercial	11	2,331,935
Mobile Home	0	0
<b>Total Personal</b>	<b>17</b>	<b>2,407,559</b>
<b>Total Exempt</b>	<b>0</b>	<b>0</b>

**TIF Increment Value**

**Net Assessed 2,407,559**

**Net Assessed Under Protest**

Public Service	Count	Value
<b>Total PS Value</b>	<b>6</b>	<b>85,585</b>

**TIF Increment Value**

**Net Assessed 85,585**

**District Totals**

Total Gross Value	3,441,168
Homestead Loss	5,000
Other Exemption Loss	0

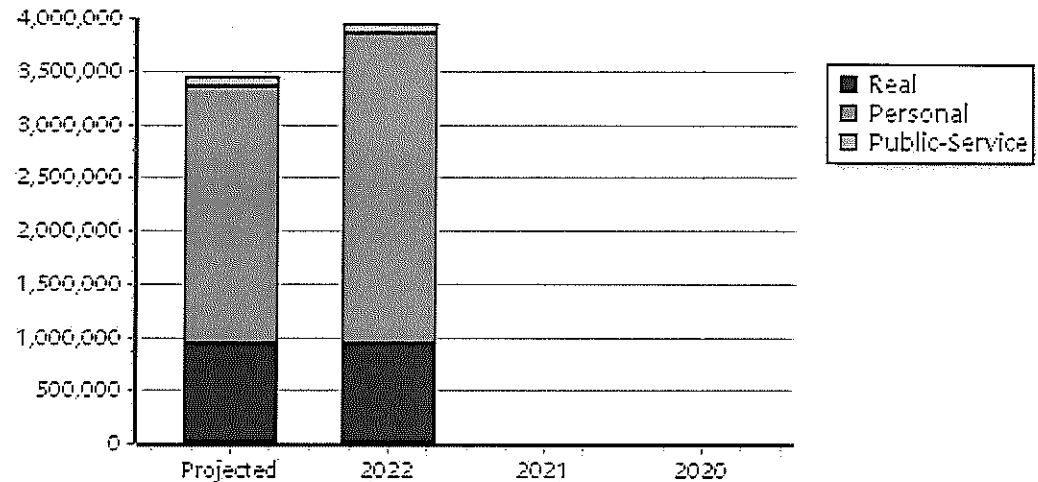
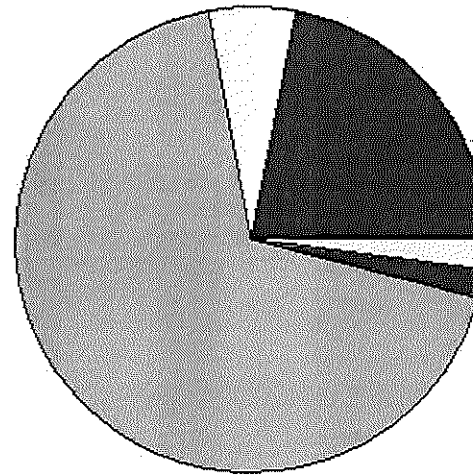
**TIF Increment Value**

**Retained TIF Value**

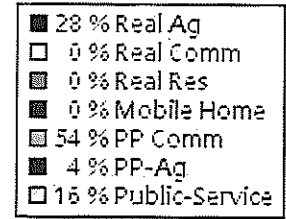
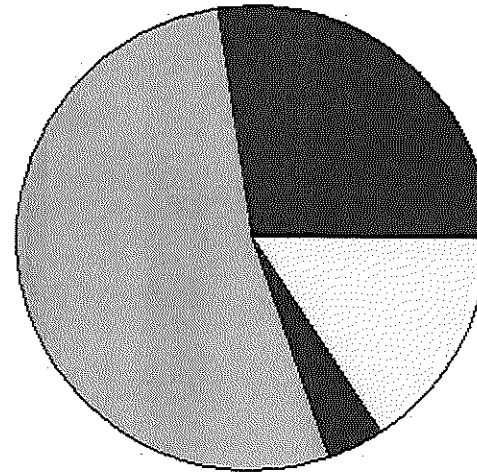
**Net Assessed Value 3,436,168**

**Net Assessed Under Protest**

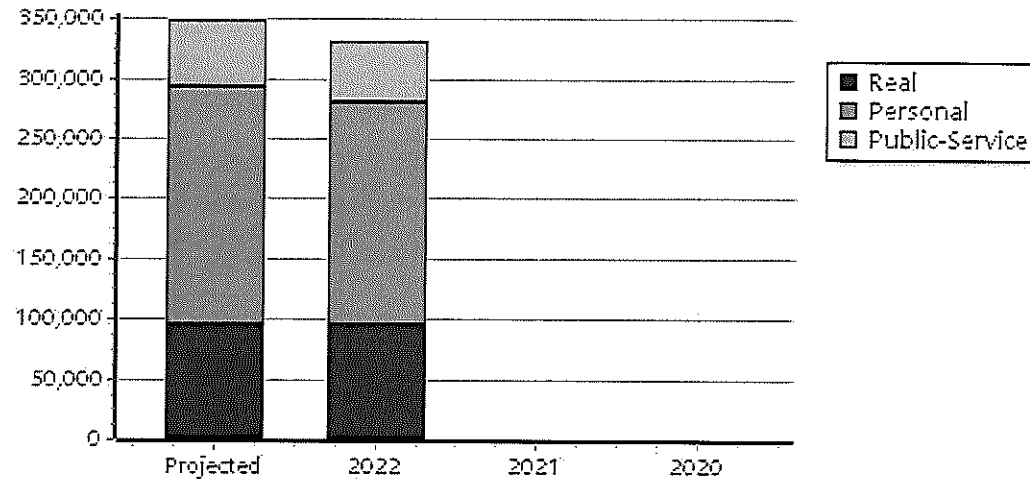
\* Public Service Protests Values are not included on this report.



Real	Count	Value
Agricultural	17	97,583
Commercial	0	0
Residential	0	0
<b>Total Real Value</b>	<b>17</b>	<b>97,583</b>
Homestead	2	2,000
Veteran	0	0
Other	0	0
<b>Total Exempt</b>	<b>2</b>	<b>2,000</b>
<b>TIF Increment Value</b>		
<b>Net Assessed</b>		<b>95,583</b>
<b>Net Assessed Under Protest</b>		
Senior Freeze	0	0
Capped Parcels	3	3,561



Personal	Count	Value
Agricultural	2	10,869
Commercial	3	187,145
Mobile Home	0	0
<b>Total Personal</b>	<b>5</b>	<b>198,014</b>
<b>Total Exempt</b>	<b>0</b>	<b>0</b>
<b>TIF Increment Value</b>		
<b>Net Assessed</b>		<b>198,014</b>
<b>Net Assessed Under Protest</b>		
<b>Public Service</b>		
<b>Total PS Value</b>	<b>4</b>	<b>55,028</b>
<b>TIF Increment Value</b>		
<b>Net Assessed</b>		<b>55,028</b>



<b>District Totals</b>	
Total Gross Value	350,625
Homestead Loss	2,000
Other Exemption Loss	0
<b>TIF Increment Value</b>	
<b>Retained TIF Value</b>	
<b>Net Assessed Value</b>	<b>348,625</b>
<b>Net Assessed Under Protest</b>	

\* Public Service Protests Values are not included on this report.

Real	Count	Value
Agricultural	390	2,136,513
Commercial	34	210,695
Residential	157	732,654
<b>Total Real Value</b>	<b>581</b>	<b>3,079,862</b>
Homestead	75	79,000
Veteran	2	6,856
Other	0	0
<b>Total Exempt</b>	<b>82</b>	<b>85,856</b>

**TIF Increment Value**

**Net Assessed 2,994,006**

**Net Assessed Under Protest**

Senior Freeze	12	50,248
Capped Parcels	165	672,617

Personal	Count	Value
Agricultural	29	722,434
Commercial	22	19,662,161
Mobile Home	5	35,880
<b>Total Personal</b>	<b>56</b>	<b>20,420,475</b>
<b>Total Exempt</b>	<b>0</b>	<b>0</b>

**TIF Increment Value**

**Net Assessed 20,420,475**

**Net Assessed Under Protest**

Public Service	Count	Value
<b>Total PS Value</b>	<b>20</b>	<b>2,330,332</b>
<b>TIF Increment Value</b>		
<b>Net Assessed</b>		<b>2,330,332</b>

**District Totals**

Total Gross Value	25,830,669
Homestead Loss	79,000
Other Exemption Loss	6,856

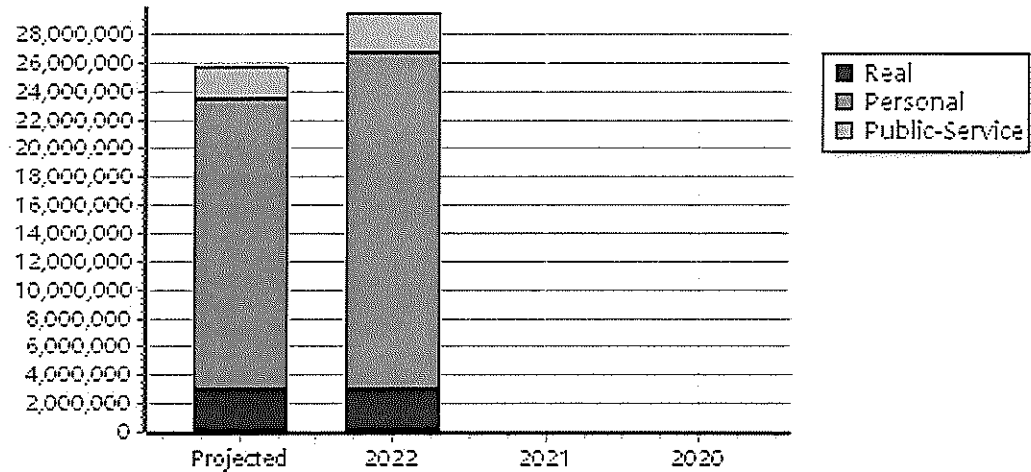
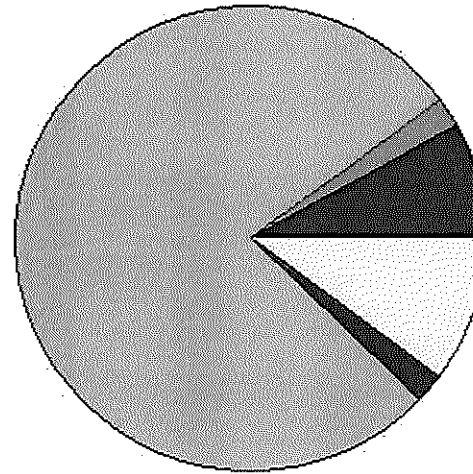
**TIF Increment Value**

**Retained TIF Value**

**Net Assessed Value 25,744,813**

**Net Assessed Under Protest**

\* Public Service Protests Values are not included on this report.



Real	Count	Value
Agricultural	266	2,173,022
Commercial	30	768,783
Residential	449	4,717,213
<b>Total Real Value</b>	<b>745</b>	<b>7,659,018</b>
Homestead	254	263,833
Veteran	9	147,027
Other	0	0
<b>Total Exempt</b>	<b>275</b>	<b>410,860</b>

**TIF Increment Value**

**Net Assessed** 7,248,158

**Net Assessed Under Protest**

Senior Freeze	43	196,272
Capped Parcels	266	1,637,186

Personal	Count	Value
Agricultural	30	327,373
Commercial	62	2,430,705
Mobile Home	8	23,182
<b>Total Personal</b>	<b>100</b>	<b>2,781,260</b>
<b>Total Exempt</b>	<b>1</b>	<b>2,000</b>

**TIF Increment Value**

**Net Assessed** 2,779,260

**Net Assessed Under Protest**

Public Service	Count	Value
<b>Total PS Value</b>	<b>24</b>	<b>2,324,370</b>

**TIF Increment Value**

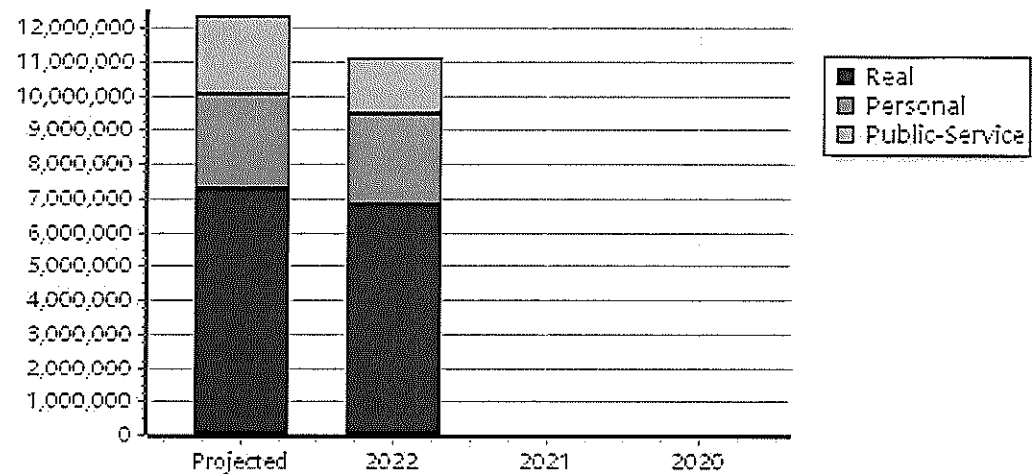
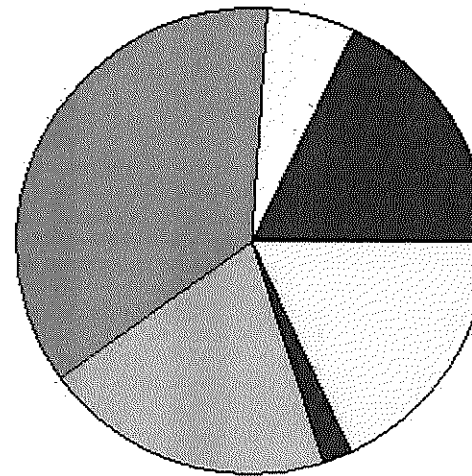
**Net Assessed** 2,324,370

**District Totals**

Total Gross Value	12,764,648
Homestead Loss	263,833
Other Exemption Loss	149,027
<b>TIF Increment Value</b>	
<b>Retained TIF Value</b>	
<b>Net Assessed Value</b>	<b>12,351,788</b>

**Net Assessed Under Protest**

\* Public Service Protests Values are not included on this report.



Real	Count	Value
Agricultural	12	89,024
Commercial	0	0
Residential	3	11,835
<b>Total Real Value</b>	<b>15</b>	<b>100,859</b>
Homestead	3	3,000
Veteran	0	0
Other	0	0
<b>Total Exempt</b>	<b>3</b>	<b>3,000</b>

**TIF Increment Value**

**Net Assessed 97,859**

**Net Assessed Under Protest**

Senior Freeze	0	0
Capped Parcels	7	22,461

Personal	Count	Value
Agricultural	3	6,464
Commercial	5	87,875
Mobile Home	0	0
<b>Total Personal</b>	<b>8</b>	<b>94,339</b>
<b>Total Exempt</b>	<b>0</b>	<b>0</b>

**TIF Increment Value**

**Net Assessed 94,339**

**Net Assessed Under Protest**

Public Service	Count	Value
<b>Total PS Value</b>	<b>4</b>	<b>15,120</b>

**TIF Increment Value**

**Net Assessed 15,120**

**District Totals**

Total Gross Value	210,318
Homestead Loss	3,000
Other Exemption Loss	0

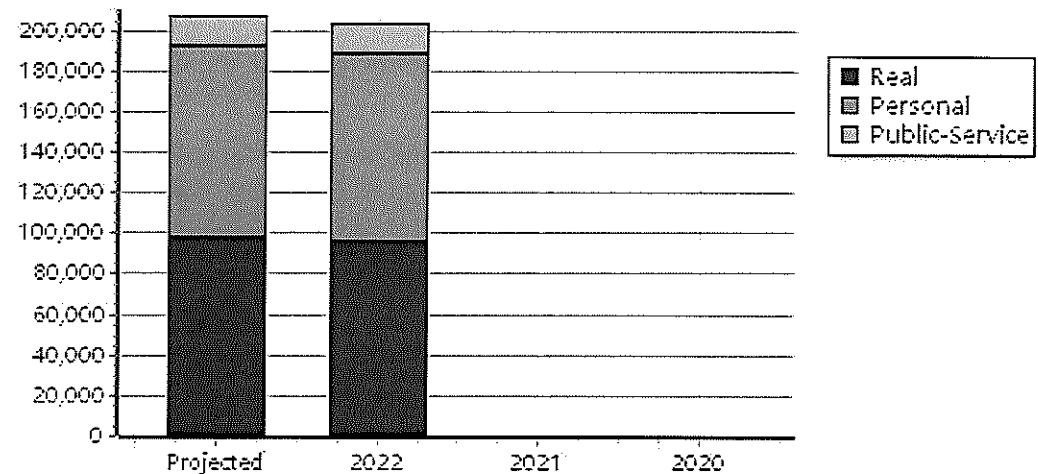
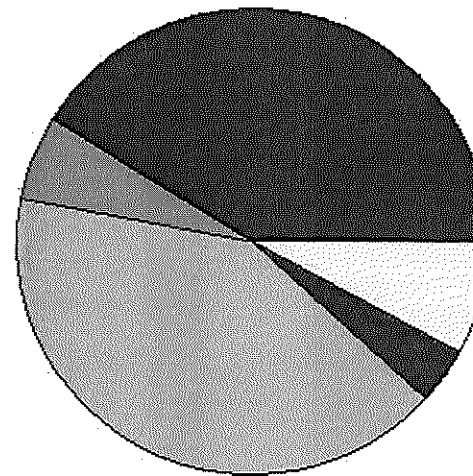
**TIF Increment Value**

**Retained TIF Value**

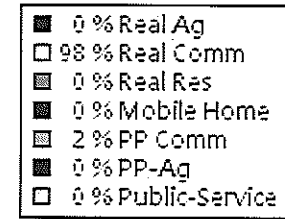
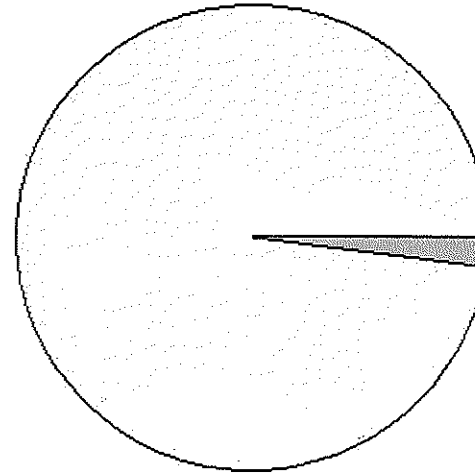
**Net Assessed Value 207,318**

**Net Assessed Under Protest**

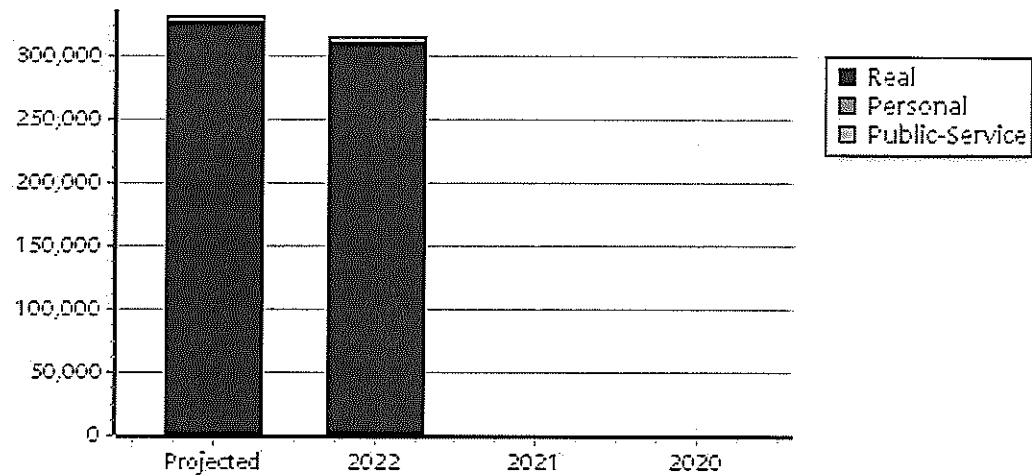
\* Public Service Protests Values are not included on this report.



Real	Count	Value
Agricultural	0	0
Commercial	1	325,764
Residential	0	0
<b>Total Real Value</b>	<b>1</b>	<b>325,764</b>
Homestead	0	0
Veteran	0	0
Other	0	0
<b>Total Exempt</b>	<b>0</b>	<b>0</b>
<b>TIF Base/Retained Value</b>		<b>0</b>
<b>Net Assessed</b>		<b>325,764</b>
<b>Net Assessed Under Protest</b>		
Senior Freeze	0	0
Capped Parcels	1	15,465



Personal	Count	Value
Agricultural	0	0
Commercial	1	6,615
Mobile Home	0	0
<b>Total Personal</b>	<b>1</b>	<b>6,615</b>
<b>Total Exempt</b>	<b>0</b>	<b>0</b>
<b>TIF Base/Retained Value</b>		<b>0</b>
<b>Net Assessed</b>		<b>6,615</b>
<b>Net Assessed Under Protest</b>		
Public Service	Count	Value
<b>Total PS Value</b>	<b>0</b>	<b>0</b>
<b>TIF Base/Retained Value</b>		<b>0</b>
<b>Net Assessed</b>		<b>0</b>



District Totals	
Total Gross Value	332,379
Homestead Loss	0
Other Exemption Loss	0
<b>TIF Base Value</b>	<b>0</b>
<b>Base Retained Value</b>	
<b>Net Assessed Value</b>	<b>332,379</b>

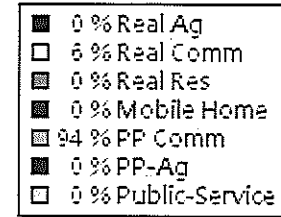
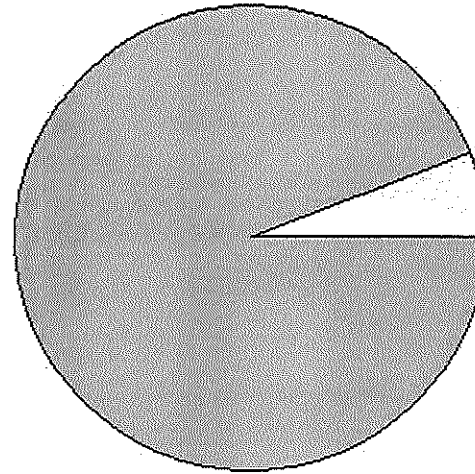
TIF Project Summary						
Code	Description	Expires	Base Value	Increment Value	Retained Inc	Total Value
4	ROOSEVELT APARTMENTS TIF2024		0	332,379		332,379
<b>Total TIF Valuation :</b>			<b>0</b>	<b>332,379</b>	<b>0</b>	<b>332,379</b>

**Net Assessed Under Protest**

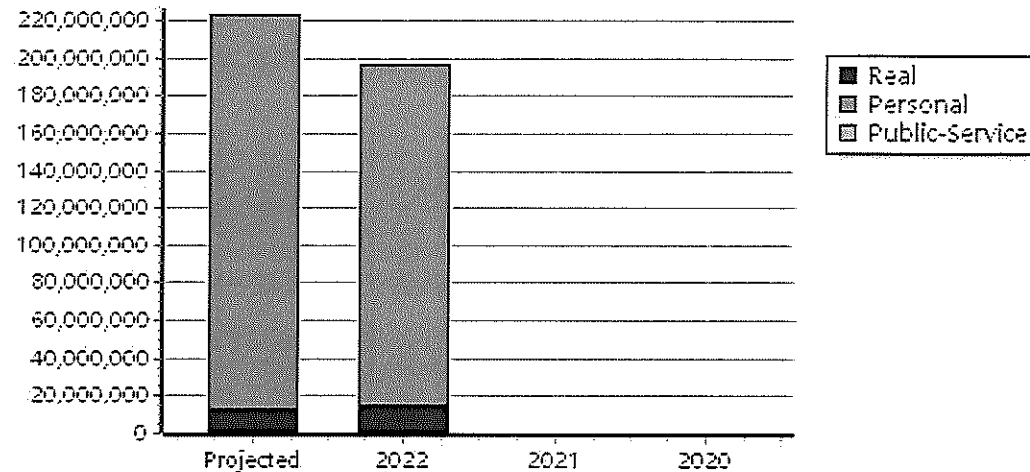
\* Public Service Protests Values are not included on this report.



Real	Count	Value
Agricultural	7	30,166
Commercial	4	12,418,405
Residential	2	18,333
<b>Total Real Value</b>	<b>13</b>	<b>12,466,904</b>
Homestead	0	0
Veteran	0	0
Other	0	0
<b>Total Exempt</b>	<b>0</b>	<b>0</b>
<b>TIF Base/Retained Value</b>		<b>0</b>
<b>Net Assessed</b>		<b>12,466,904</b>
<b>Net Assessed Under Protest</b>		
Senior Freeze	0	0
Capped Parcels	0	0



Personal	Count	Value
Agricultural	0	0
Commercial	4	210,635,593
Mobile Home	0	0
<b>Total Personal</b>	<b>4</b>	<b>210,635,593</b>
<b>Total Exempt</b>	<b>0</b>	<b>0</b>
<b>TIF Base/Retained Value</b>		<b>25,897,423</b>
<b>Net Assessed</b>		<b>184,738,170</b>
<b>Net Assessed Under Protest</b>		
<b>Public Service</b>	<b>Count</b>	<b>Value</b>
Total PS Value	0	0
<b>TIF Base/Retained Value</b>		<b>0</b>
<b>Net Assessed</b>		<b>0</b>

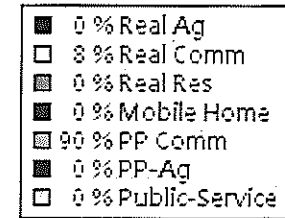
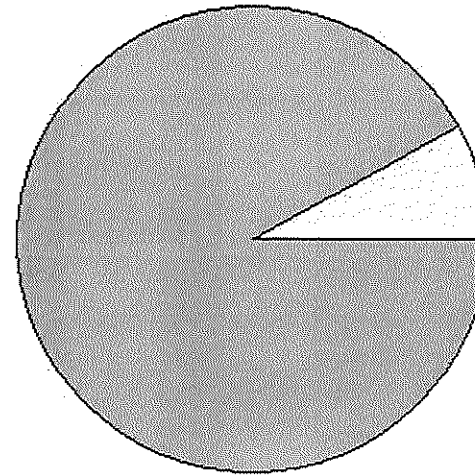


District Totals	
Total Gross Value	223,102,497
Homestead Loss	0
Other Exemption Loss	0
<b>TIF Base Value</b>	<b>25,897,423</b>
<b>Base Retained Value</b>	
<b>Net Assessed Value</b>	<b>197,205,074</b>
<b>Net Assessed Under Protest</b>	

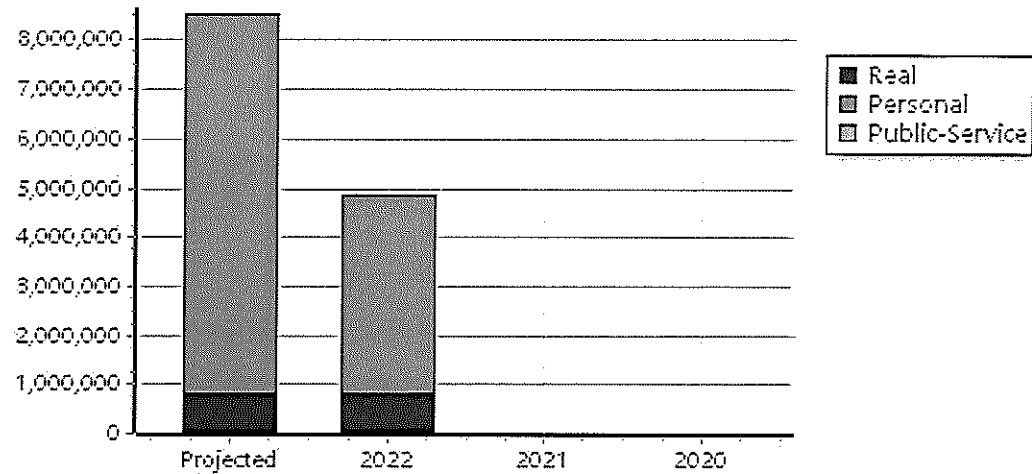
TIF Project Summary						
Code	Description	Expires	Base Value	Increment Value	Retained Inc	Total Value
7	KOCH NITROGEN LLC TIF	2040	25,897,423	197,205,074		223,102,497
	<b>Total TIF Valuation :</b>		<b>25,897,423</b>	<b>197,205,074</b>	<b>0</b>	<b>223,102,497</b>

\* Public Service Protests Values are not included on this report.

Real	Count	Value
Agricultural	3	35,217
Commercial	3	746,168
Residential	1	12,240
<b>Total Real Value</b>	<b>7</b>	<b>793,625</b>
Homestead	2	2,000
Veteran	0	0
Other	0	0
<b>Total Exempt</b>	<b>2</b>	<b>2,000</b>
<b>TIF Base/Retained Value</b>		<b>47,800</b>
<b>Net Assessed</b>		<b>743,825</b>
<b>Net Assessed Under Protest</b>		
Senior Freeze	1	5,671
Capped Parcels	1	539



Personal	Count	Value
Agricultural	0	0
Commercial	4	7,730,812
Mobile Home	0	0
<b>Total Personal</b>	<b>4</b>	<b>7,730,812</b>
<b>Total Exempt</b>	<b>0</b>	<b>0</b>
<b>TIF Base/Retained Value</b>		<b>0</b>
<b>Net Assessed</b>		<b>7,730,812</b>
<b>Net Assessed Under Protest</b>		
Public Service	Count	Value
<b>Total PS Value</b>	<b>0</b>	<b>0</b>
<b>TIF Base/Retained Value</b>		<b>0</b>
<b>Net Assessed</b>		<b>0</b>

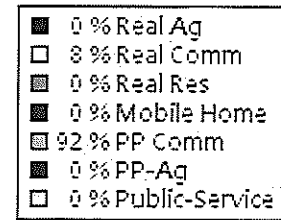
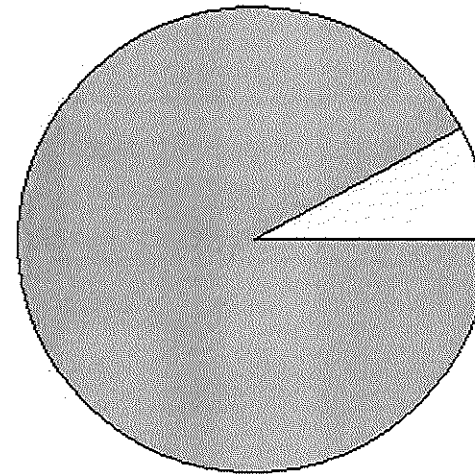


District Totals	
Total Gross Value	8,524,437
Homestead Loss	2,000
Other Exemption Loss	0
<b>TIF Base Value</b>	<b>47,800</b>
<b>Base Retained Value</b>	
<b>Net Assessed Value</b>	<b>8,474,637</b>
<b>Net Assessed Under Protest</b>	

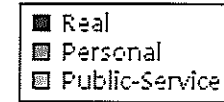
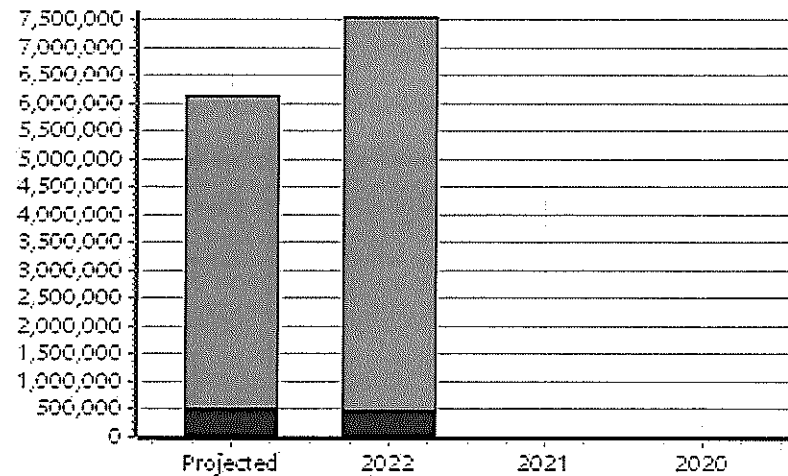
TIF Project Summary						
Code	Description	Expires	Base Value	Increment Value	Retained Inc	Total Value
8	TRANSPORT PARTNERS TIF	2026	47,800	8,474,637		8,522,437
<b>Total TIF Valuation :</b>			<b>47,800</b>	<b>8,474,637</b>	<b>0</b>	<b>8,522,437</b>

\* Public Service Protests Values are not included on this report.

Real	Count	Value
Agricultural	0	0
Commercial	1	473,966
Residential	0	0
<b>Total Real Value</b>	<b>1</b>	<b>473,966</b>
Homestead	0	0
Veteran	0	0
Other	0	0
<b>Total Exempt</b>	<b>0</b>	<b>0</b>
<b>TIF Base/Retained Value</b>		<b>446,620</b>
<b>Net Assessed</b>		<b>27,346</b>
<b>Net Assessed Under Protest</b>		
Senior Freeze	0	0
Capped Parcels	1	432,327



Personal	Count	Value
Agricultural	0	0
Commercial	2	5,641,824
Mobile Home	0	0
<b>Total Personal</b>	<b>2</b>	<b>5,641,824</b>
<b>Total Exempt</b>	<b>0</b>	<b>0</b>
<b>TIF Base/Retained Value</b>		<b>1,993,688</b>
<b>Net Assessed</b>		<b>3,648,136</b>
<b>Net Assessed Under Protest</b>		
<b>Public Service</b>	<b>Count</b>	<b>Value</b>
Total PS Value	0	0
<b>TIF Base/Retained Value</b>		<b>0</b>
<b>Net Assessed</b>		<b>0</b>



<b>District Totals</b>	
Total Gross Value	6,115,790
Homestead Loss	0
Other Exemption Loss	0
<b>TIF Base Value</b>	<b>2,440,308</b>
<b>Base Retained Value</b>	<b>0</b>
<b>Net Assessed Value</b>	<b>3,675,482</b>
<b>Net Assessed Under Protest</b>	

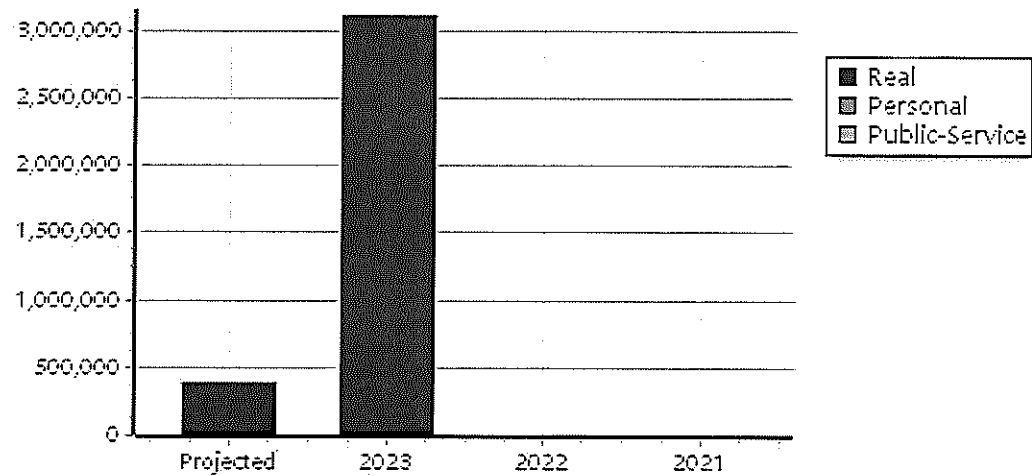
\* Public Service Protests Values are not included on this report.

<b>TIF Project Summary</b>						
Code	Description	Expires	Base Value	Increment Value	Retained Inc	Total Value
9	ADM TIF	2045	2,440,308	3,675,482		6,115,790
<b>Total TIF Valuation :</b>			<b>2,440,308</b>	<b>3,675,482</b>	<b>0</b>	<b>6,115,790</b>

Real	Count	Value
Agricultural	0	0
Commercial	1	389,187
Residential	0	0
<b>Total Real Value</b>	<b>1</b>	<b>389,187</b>
Homestead	0	0
Veteran	0	0
Other	0	0
<b>Total Exempt</b>	<b>0</b>	<b>0</b>
<b>TIF Base/Retained Value</b>		<b>389,187</b>
<b>Net Assessed</b>		<b>0</b>
<b>Net Assessed Under Protest</b>		
Senior Freeze	0	0
Capped Parcels	0	0

Personal	Count	Value
Agricultural	0	0
Commercial	0	0
Mobile Home	0	0
<b>Total Personal</b>	<b>0</b>	<b>0</b>
<b>Total Exempt</b>	<b>0</b>	<b>0</b>
<b>TIF Base/Retained Value</b>		<b>0</b>
<b>Net Assessed</b>		<b>0</b>
<b>Net Assessed Under Protest</b>		
Public Service	Count	Value
<b>Total PS Value</b>	<b>0</b>	<b>0</b>
<b>TIF Base/Retained Value</b>		<b>0</b>
<b>Net Assessed</b>		<b>0</b>

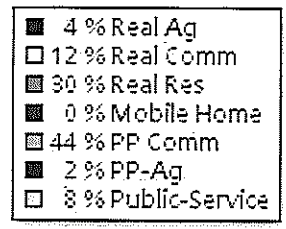
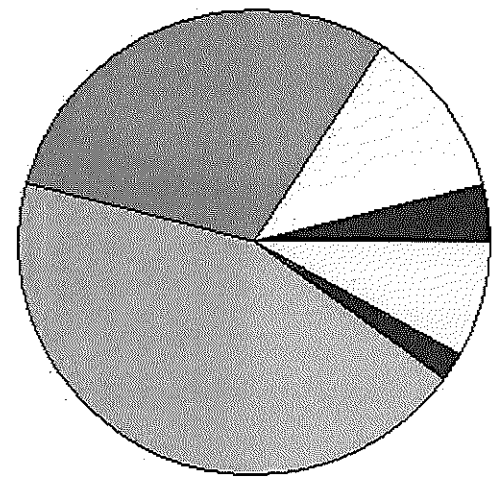
District Totals	
Total Gross Value	389,187
Homestead Loss	0
Other Exemption Loss	0
<b>TIF Base Value</b>	<b>389,187</b>
<b>Base Retained Value</b>	
<b>Net Assessed Value</b>	<b>0</b>
<b>Net Assessed Under Protest</b>	



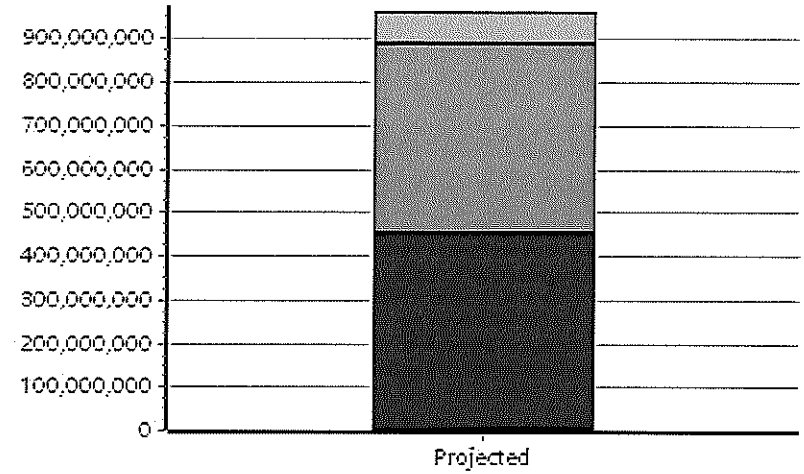
TIF Project Summary						
Code	Description	Expires	Base Value	Increment Value	Retained Inc	Total Value
10	TAKKION TIFF	2036	389,187	0		389,187
<b>Total TIF Valuation :</b>			<b>389,187</b>	<b>0</b>	<b>0</b>	<b>389,187</b>

\* Public Service Protests Values are not included on this report.

Real	Count	Value
Agricultural	6,557	46,189,769
Commercial	2,553	124,238,711
Residential	24,759	302,725,685
<b>Total Real Value</b>	<b>33,869</b>	<b>473,154,165</b>
Homestead	11,228	11,584,583
Veteran	333	7,118,414
Other	0	0
<b>Total Exempt</b>	<b>12,055</b>	<b>18,702,997</b>
<b>TIF Increment Value</b>		<b>13,563,839</b>
<b>Net Assessed</b>		<b>440,887,329</b>
<b>Net Assessed Under Protest</b>	<b>0</b>	<b>0</b>
Senior Freeze	1,846	9,346,792
Capped Parcels	16,495	154,202,895



Personal	Count	Value
Agricultural	852	10,050,620
Commercial	2,360	431,655,486
Mobile Home	345	1,550,960
<b>Total Personal</b>	<b>3,557</b>	<b>443,257,066</b>
<b>Total Exempt</b>	<b>30</b>	<b>9,779,388</b>
<b>TIF Increment Value</b>		<b>196,123,733</b>
<b>Net Assessed</b>		<b>237,353,945</b>
<b>Net Assessed Under Protest</b>	<b>12</b>	<b>2,851,873</b>
Public Service	Count	Value
<b>Total PS Value</b>	<b>391</b>	<b>75,154,255</b>
<b>TIF Increment Value</b>		<b>0</b>
<b>Net Assessed</b>		<b>75,154,255</b>



District Totals	
Total Gross Value	991,565,486
Homestead Loss	11,584,583
Other Exemption Loss	16,897,802
<b>TIF Increment Value</b>	<b>209,687,572</b>
<b>Retained TIF Value</b>	<b>0</b>
<b>Net Assessed Value</b>	<b>753,395,529</b>
<b>Net Assessed Under Protest</b>	<b>2,851,873</b>

TIF Project Summary						
Code	Description	Expires	Base Value	Increment Value	Retained Inc	Total Value
4	ROOSEVELT APARTMENTS TIF2024		0	332,379		332,379
7	KOCH NITROGEN LLC TIF	2040	25,897,423	197,205,074		223,102,497
8	TRANSPORT PARTNERS TIF	2026	47,800	8,474,637		8,522,437
9	ADM TIF	2045	2,440,308	3,675,482		6,115,790
10	TAKKION TIFF	2036	389,187	0		389,187
<b>Total TIF Valuation :</b>			<b>28,774,718</b>	<b>209,687,572</b>	<b>0</b>	<b>238,462,290</b>

\* Public Service Protests Values are not included on this report.